

# NHS Constitution Metrics

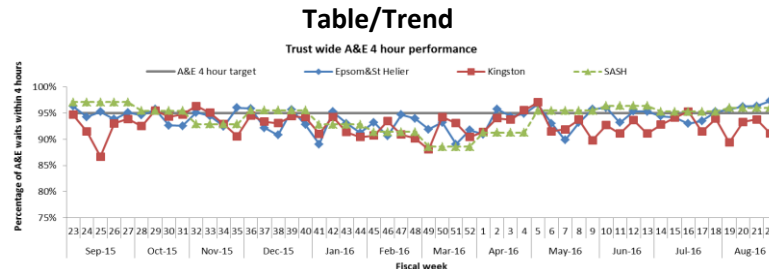
**Measure**

**Description**

**A&E waits within four hours**

A&E wait times are measured within the NHS Constitution and form part of the Quality Premium calculation for CCGs in 2016/17. 25% of the eligible funding will be removed if 95% target is not achieved.

Month	YTD
Aug-16	2016/17 YTD
95.0%	94.0%
<b>Target</b>	
95.0%	



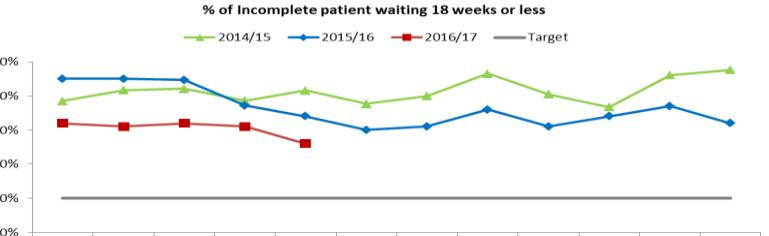
**Comments**

Both Epsom and St. Helier met target individually in M5, with performance of 96.83% and 95.83% respectively. Kingston Hospital did not achieve target, with performance of 91.34% which represents a deterioration of 2.4 percentage points from July.

**Referral to Treatment**

% of Incomplete patients waiting 18 weeks or less

Month	YTD
Aug-16	2016/17 YTD
93.6%	94.0%
<b>Target</b>	
92.0%	

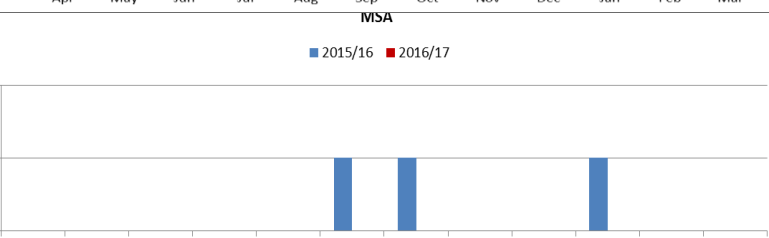


There was no patient who waited over 52 weeks in August.

**Mixed Sex Accommodation breaches**

The number of breaches of mixed-sex accommodation sleeping accommodation per 1,000 Finished Consultant Episodes

Month	YTD
Aug-16	2016/17 YTD
0	0
<b>Limit</b>	
0	



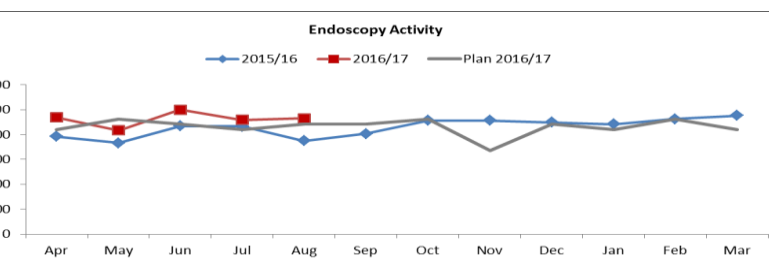
No case has been reported yet in 2016/17.

## Diagnostic Activity

**Endoscopy Activity**

Total number of endoscopy diagnostic tests/procedures, which comprise of Colonoscopy, Flexible Sigmoidoscopy, Cystoscopy, Gastroscopy

Month	Month
Aug-16	Aug-15
929	749
<b>YTD</b>	
4618	

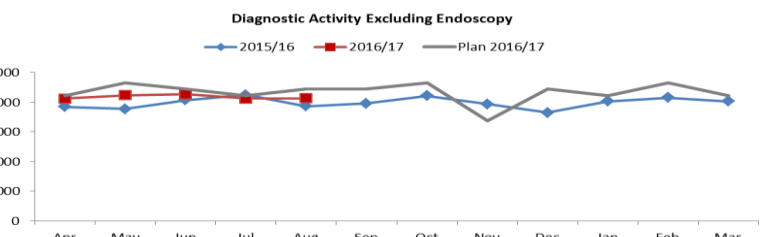


YTD there is an increase of total 619 activities compare to the same periods last year.

**Diagnostic activity excluding Endoscopy**

Total number of diagnostic tests/procedures excluding Endoscopy (listed above)

Month	Month
Aug-16	Aug-15
8266	7739
<b>YTD</b>	
41760	



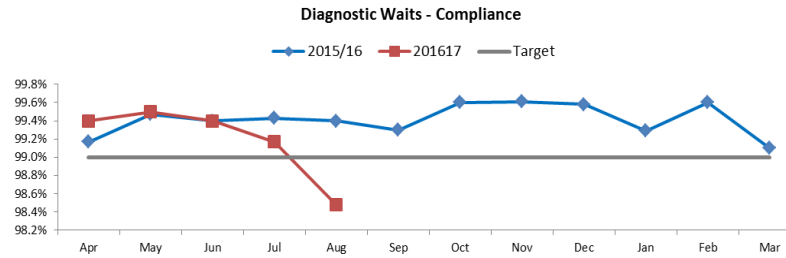
There are 2143 extra activities YTD compare to the same period last year.

## Diagnostic test waiting times

**% Patients waiting within 6 weeks for a diagnostic test**

Monthly diagnostics collection collects data on waiting times for 15 key diagnostic tests and procedures

Month	Month
Aug-16	Aug-15
98.5%	99.4%
<b>Target</b>	
99.0%	



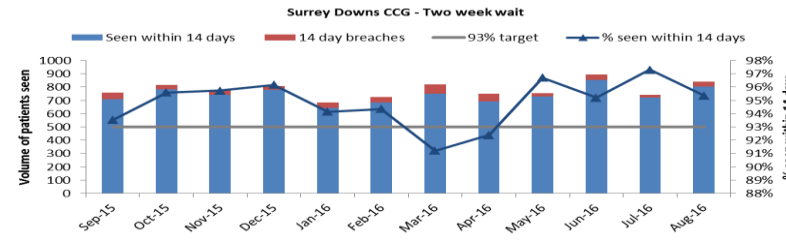
There were 56 patients in August have been waiting more than 6 weeks for a Diagnostic test. Epsom and St Helier, Surrey and Sussex, St George's and Ashford and St Peter's have all failed to achieve the target in August.

## Cancer waiting times

**All cancer 2 Week Wait**

Percentage of patients seen within two weeks of an urgent GP referral for suspected cancer

YTD	
Aug-16	YTD
95.4%	95.4%
39 breaches	184 breaches
<b>Target: 93%</b>	

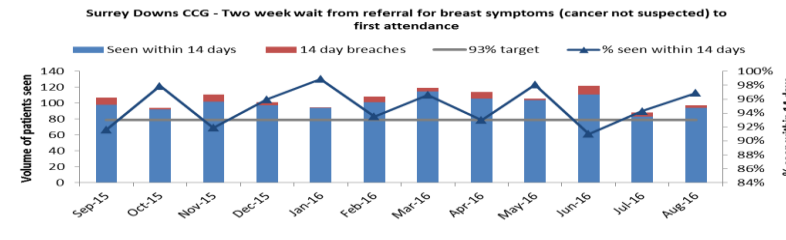


SDCCG achieved target in August. However, it is a 1.9 percentage points decrease from July's performance: 97.3%

**2 Week Wait (Breast symptoms)**

Percentage of patients seen within two weeks of an urgent referral for breast symptoms where cancer was initially

YTD	
Aug-16	YTD
96.9%	94.5%
3 breaches	29 breaches
<b>Target: 93%</b>	

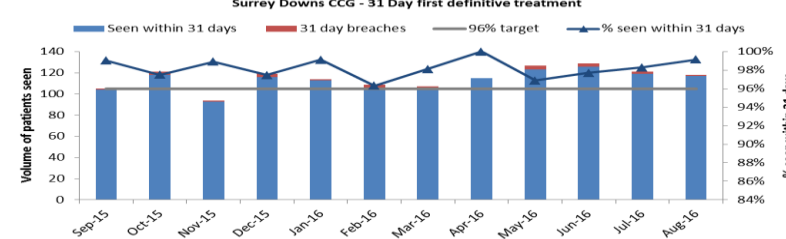


SDCCG achieved target in August for 2 week wait Breast symptoms, it is 2.6 percentage points increase from previous month

**31 Day First Treatment**

Percentage of patients receiving first definitive treatment within one month (31 days) of a cancer diagnosis

YTD	
Aug-16	YTD
98.3%	98.0%
2 breaches	12 breaches
<b>Target: 96%</b>	

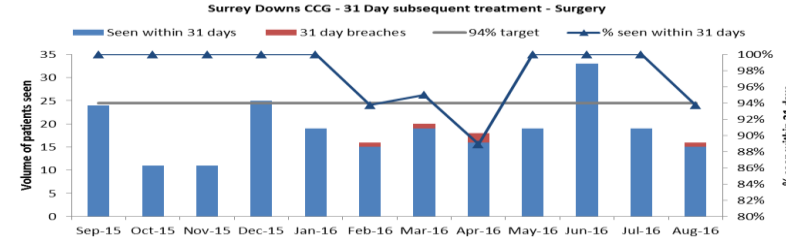


There were 2 breaches in August out of 119 patients, which is 0.8% decrease from July's 99.2%.

**31 Day Surgery**

Percentage of patients receiving subsequent treatment for cancer within 31 days, where that treatment is a Surgery

YTD	
Aug-16	YTD
93.8%	97.1%
1 breaches	3 breaches
<b>Target: 94%</b>	

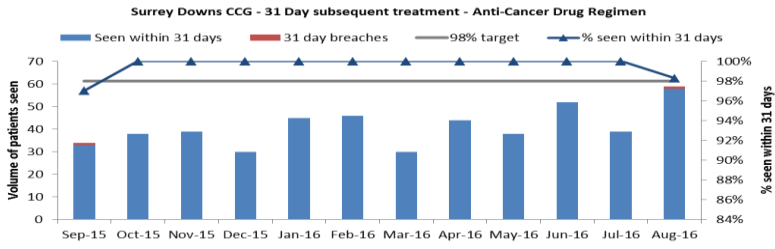


SDCCG did not achieve the national target for 31 Day Surgery, performance in August was 6.2% decrease than July and YTD there were 3 breaches out of 105 patients.

### 31 Day Drugs

Percentage of patients receiving subsequent treatment for cancer within 31 days, where that treatment is an Anti-Cancer Drug Regimen

Aug-16	YTD
98.3%	99.6%
1 breaches	1 breaches
<b>Target: 98%</b>	

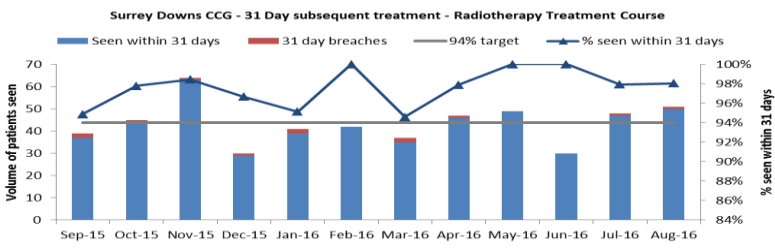


The CCG met the target in August with 98.3%, and there have been only 1 breach so far out of 232 patients

### 31 Day Radiotherapy

Percentage of patients receiving subsequent treatment for cancer within 31 days, where that treatment is a Radiotherapy Treatment Course

Aug-16	YTD
98.0%	98.7%
1 breaches	3 breaches
<b>Target: 94%</b>	

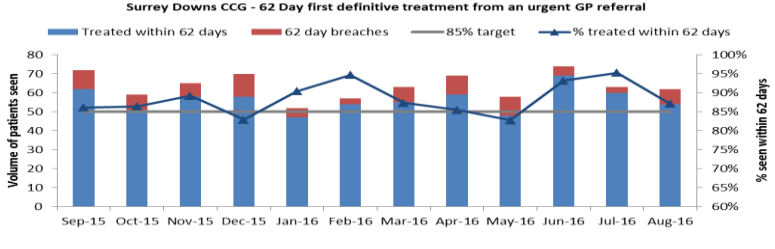


July and August both had 1 breach each month, which brings the total breaches to 3 out of 225 patients. April has been the lowest performing month with 94.6%.

### 62 Day GP Referral

Percentage of patients receiving first definitive treatment for cancer within 62 days of an urgent GP referral, this also includes 31 day waits for children's cancer, testicular cancer and acute leukaemia

Aug-16	YTD
87.1%	89.0%
8 breaches	36 breaches
<b>Target: 85%</b>	

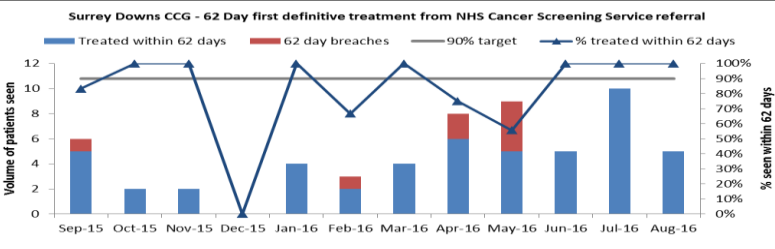


The CCG just met the national target in August with 87.1%, 8.1 percentage points decrease from previous month, there were 8 breaches out of 62 patients, .

### 62 Day Screening

Percentage of patients receiving first definitive treatment for cancer within 62 days of referral from an NHS Cancer Screening Service

Aug-16	YTD
100.0%	83.8%
0 breaches	6 breaches
<b>Target: 90%</b>	

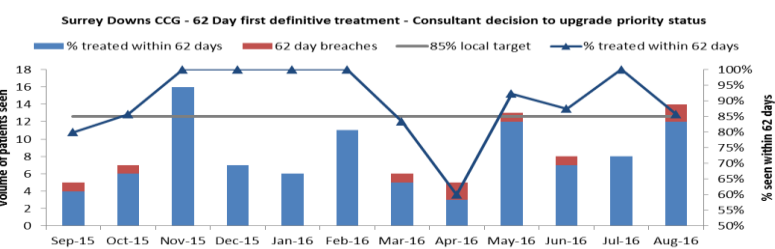


In August the CCG achieved 100%, which is consistent with previous two months. So far May has been the lowest performing month with only 55.6%; because April and May both failed to achieve the target, it has resulted YTD with 6.2 percentage points away from achieving the target

### 62 Day Consultant upgrade

Percentage of patients receiving first definitive treatment for cancer within 62 days of a consultant decision to upgrade their priority status

Aug-16	YTD
85.7%	87.5%
2 breaches	6 breaches
<b>Target: 85%(Local)</b>	



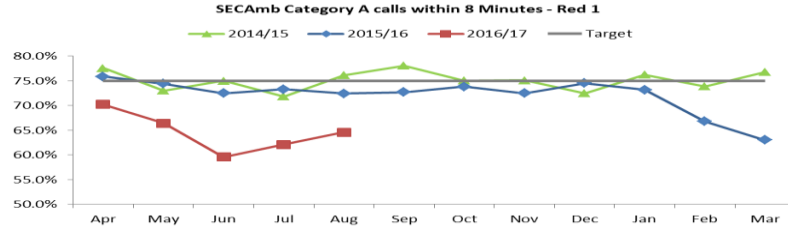
The CCG met the target in July and August, and YTD's position has reached target as well, even with April's performance of 60%.

## Category A ambulance calls (Trust Level)

**Category A calls within 8 minutes - Red 1**

Life threatening (defibrillator required)

YTD	
Aug-16	Apr 16 - Mar 17
64.6%	64.2%
Target 75.0%	

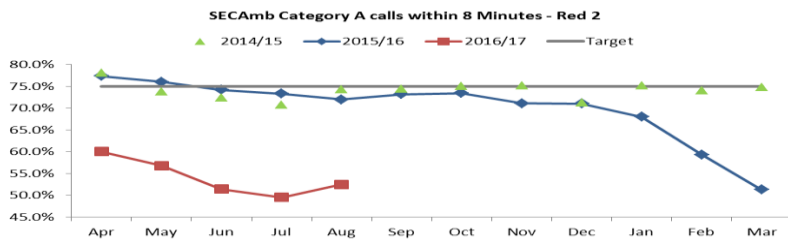


SECamb failed target in August with 64.6% and YTD performance of 64.2%, Surrey Downs patient only with 57.8%

**Category A calls within 8 minutes - Red 2**

Life threatening (defibrillator NOT required)

YTD	
Aug-16	Apr 16 - Mar 17
52.5%	53.9%
Target 75.0%	

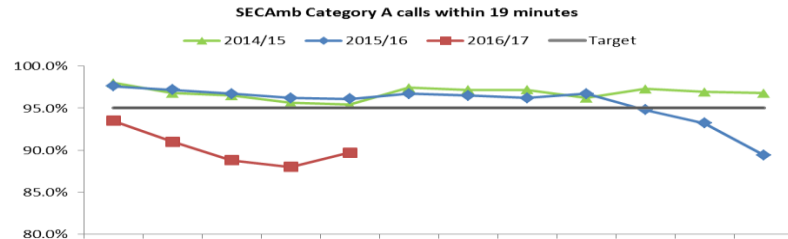


SECamb failed target in August with 52.5%, looking at Surrey Downs patient only, a slight increase from July, but it is still dropping below the standard, in August the performance was only 42.5%

**Category A calls within 19 minutes**

All life threatening

YTD	
Aug-16	Apr 16 - Mar 17
89.7%	90.0%
Target 95.0%	



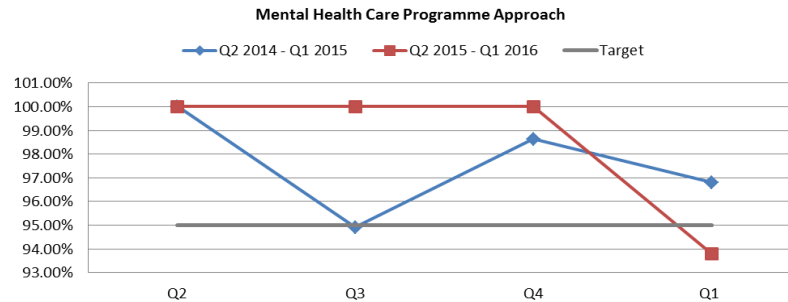
SECamb failed target in August with 89.7%, up 1.7 percentage points from previous month, Surrey Downs patient only with 91.6%, 3.9 percentage points increase from July.

## Mental Health

**Mental Health**

Care Programme Approach: The proportion of people under adult mental illness specialties on CPA who were followed up within 7 days of discharge from psychiatric in-patient care during the period.

YTD	
Q1	Apr 16 - Mar 17
93.8%	93.8%
Target 95.0%	



In 2016/17, Q1 did not achieve the national target, with 93.8%.