

# NHS Constitution Metrics

## Measure

## Description

## Month YTD

**A&E waits within four hours**

A&E wait times are measured within the NHS Constitution and form part of the Quality Premium calculation for CCGs in 2016/17. 25% of the eligible funding will be removed if 95% target is not achieved.

<b>Oct-16</b>	<b>2016/17 YTD</b>
95.2%	94.4%
<b>Target</b>	
95.0%	

**Referral to Treatment**

% of Incomplete patients waiting 18 weeks or less

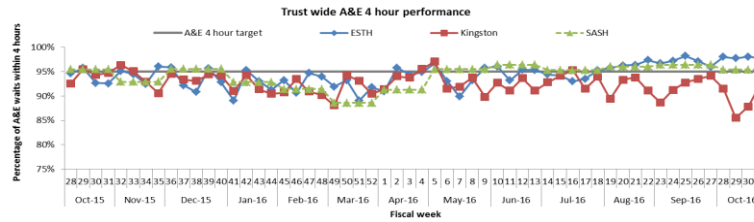
<b>Oct-16</b>	<b>2016/17 YTD</b>
93.9%	94.0%
<b>Target</b>	
92.0%	

**Mixed Sex Accommodation breaches**

The number of breaches of mixed-sex accommodation sleeping accommodation per 1,000 Finished Consultant Episodes

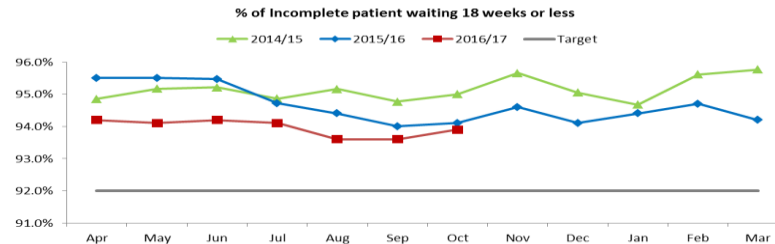
<b>Oct-16</b>	<b>2016/17 YTD</b>
0	3
<b>Limit</b>	
0	

## Table/Trend

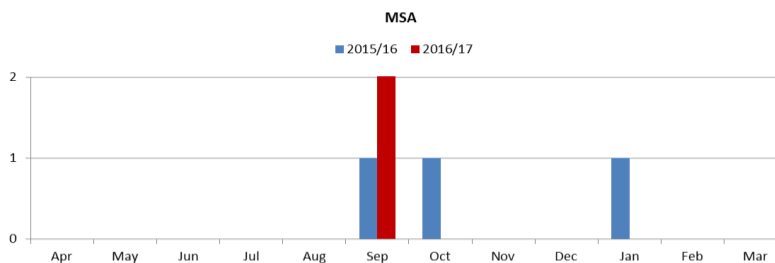


## Comments

Both Epsom and St. Helier met target individually in M7 with performance of 97.88% and 97.40% respectively. Kingston Hospital did not achieve target, with performance of 89.56% which represents a deterioration of 2.73 percentage points from September.



There was one patient who waited over 52 weeks in October. From Imperial College Healthcare NHS Trust - ENT department, patient has now been treated as of 28/11/2016, Root Cause Analysis was identified as Pop ons/data clean up.



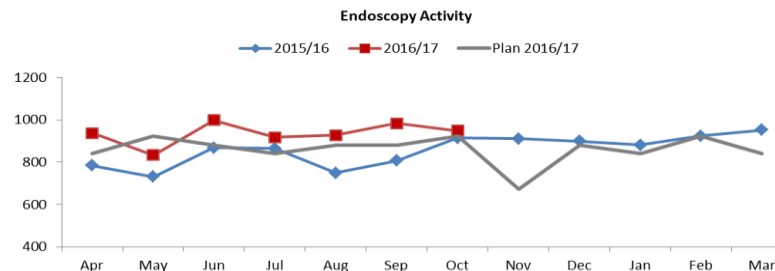
There have been 3 breaches YTD, one patient over stayed for 3 nights at Dartford&Gravesham NHS Trust on the nights of 18/19/20 in September. Specific reason not recorded, but most likely due to bed pressure.

## Diagnostic Activity

**Endoscopy Activity**

Total number of endoscopy diagnostic tests/procedures, which comprise of Colonoscopy, Flexible Sigmoidoscopy, Cystoscopy, Gastroscopy

<b>Month</b>	<b>Month</b>
<b>Oct-16</b>	<b>Oct-15</b>
950	914
<b>YTD</b>	
6551	

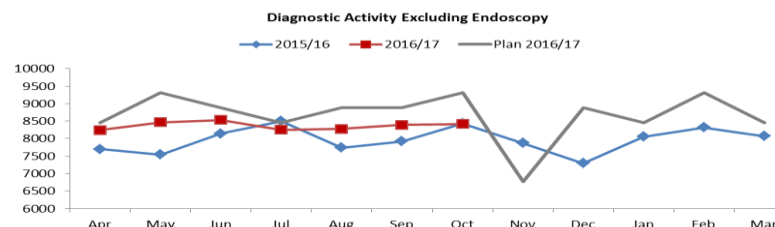


YTD there is an increase of total 831 activities compare to the same periods last year.

**Diagnostic activity excluding Endoscopy**

Total number of diagnostic tests/procedures excluding Endoscopy (listed above)

<b>Month</b>	<b>Month</b>
<b>Oct-16</b>	<b>Oct-15</b>
8414	8434
<b>YTD</b>	
58574	



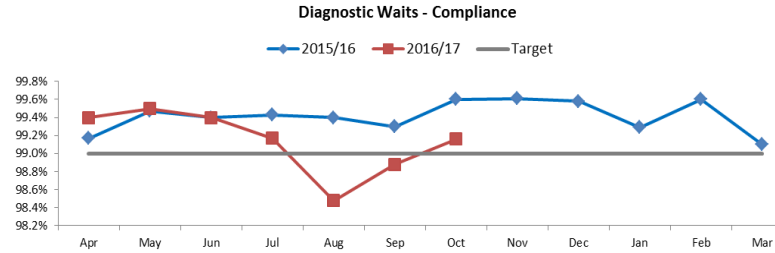
There are 2603 extra activities YTD compare to the same period last year.

## Diagnostic test waiting times

**% Patients waiting within 6 weeks for a diagnostic test**

Monthly diagnostics collection collects data on waiting times for 15 key diagnostic tests and procedures

Month	Month
Oct-16	Oct-15
99.2%	99.6%
<b>Target</b>	
99.0%	



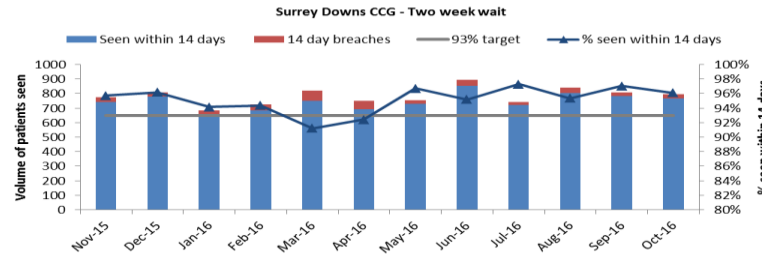
After failing to achieve target in August and September, SDCCG diagnostic wait within 6 weeks rate increased to above the target percentage in October, with a performance of 99.2%, up 0.3 percentage points from September.

## Cancer waiting times

**All cancer 2 Week Wait**

Percentage of patients seen within two weeks of an urgent GP referral for suspected cancer

YTD	
Oct-16	YTD
96.1%	95.7%
31 breaches	239 breaches
<b>Target: 93%</b>	

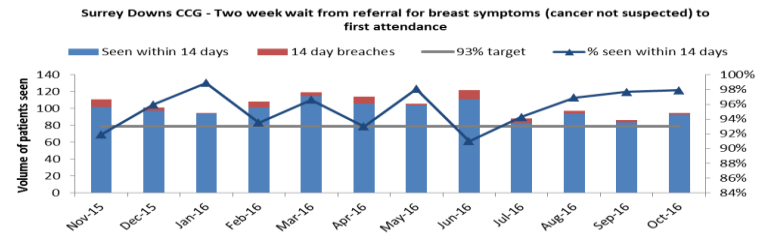


SDCCG achieved target in October. However, it is 0.9 percentage points decrease from September's performance: 97.0%

**2 Week Wait (Breast symptoms)**

Percentage of patients seen within two weeks of an urgent referral for breast symptoms where cancer was initially

YTD	
Oct-16	YTD
97.9%	95.3%
2 breaches	33 breaches
<b>Target: 93%</b>	

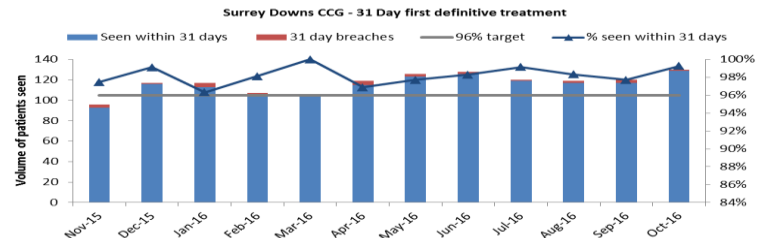


SDCCG achieved target in October for 2 week wait Breast symptoms, it is 0.2 percentage points increase from previous month

**31 Day First Treatment**

Percentage of patients receiving first definitive treatment within one month (31 days) of a cancer diagnosis

YTD	
Oct-16	YTD
99.3%	98.2%
1 breaches	16 breaches
<b>Target: 96%</b>	

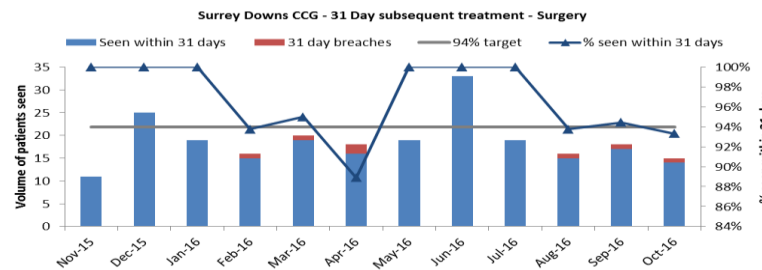


There was 1 breach in October out of 137 patients, which is 1.5% increase from September's 97.7%.

**31 Day Surgery**

Percentage of patients receiving subsequent treatment for cancer within 31 days, where that treatment is a Surgery

YTD	
Oct-16	YTD
93.3%	96.4%
1 breaches	5 breaches
<b>Target: 94%</b>	

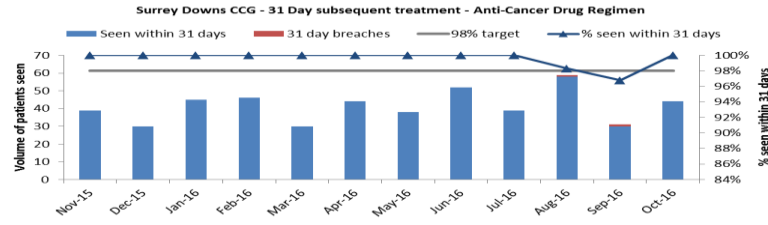


SDCCG did not achieve the national target for 31 Day Surgery, performance in October was 1.1 percentage points down than September and YTD there were 5 breaches out of 138 patients.

### 31 Day Drugs

Percentage of patients receiving subsequent treatment for cancer within 31 days, where that treatment is an Anti-Cancer Drug Regimen

Oct-16	YTD
100.0%	99.3%
0 breaches	2 breaches
<b>Target: 98%</b>	

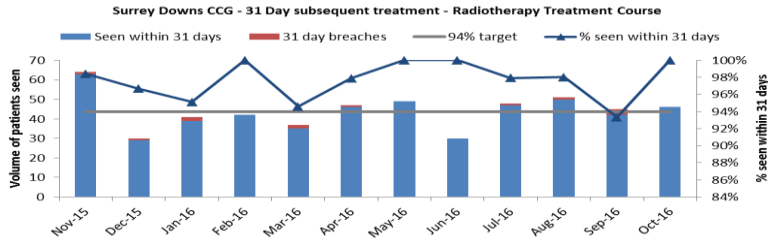


The CCG met the target in October with 100.0%, and there have been only 2 breaches so far out of 307 patients

### 31 Day Radiotherapy

Percentage of patients receiving subsequent treatment for cancer within 31 days, where that treatment is a Radiotherapy Treatment Course

Oct-16	YTD
100.0%	98.1%
0 breaches	6 breaches
<b>Target: 94%</b>	

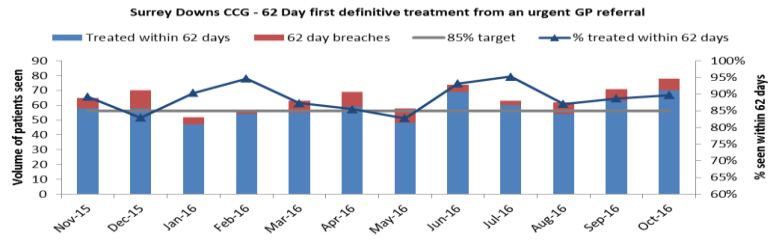


The CCG met the target in October with 100.0% performance, YTD there were only 6 breaches out of 316 patients. September has been the lowest performing month with 93.3%

### 62 Day GP Referral

Percentage of patients receiving first definitive treatment for cancer within 62 days of an urgent GP referral, this also includes 31 day waits for children's cancer, testicular cancer and acute leukaemia

Oct-16	YTD
89.7%	89.1%
8 breaches	52 breaches
<b>Target: 85%</b>	

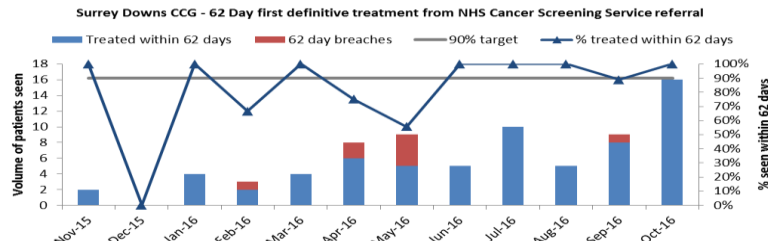


The CCG met the national target in October with 89.7%, 1.0 percentage points increase from previous month, there were 8 breaches out of 78 patients in October

### 62 Day Screening

Percentage of patients receiving first definitive treatment for cancer within 62 days of referral from an NHS Cancer Screening Service

Oct-16	YTD
100.0%	88.7%
0 breaches	7 breaches
<b>Target: 90%</b>	

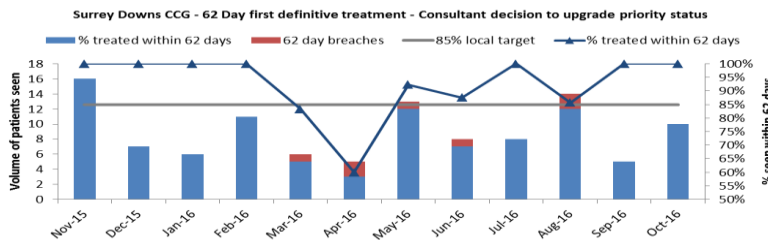


In October the CCG achieved 100%, which is 1.1 percentage points increase compare to September, because April and May both failed to achieve the target, which resulted YTD with 1.3 percentage points away from achieving the national 90% target

### 62 Day Consultant upgrade

Percentage of patients receiving first definitive treatment for cancer within 62 days of a consultant decision to upgrade their priority status

Oct-16	YTD
100.0%	90.5%
0 breaches	6 breaches
<b>Target: 85%(Local)</b>	



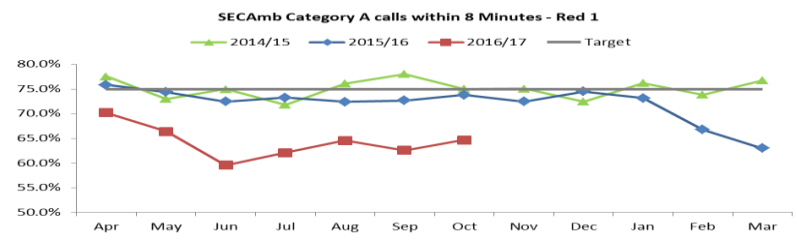
The CCG met the target in October and September with 100.0% performance for both months, YTD's position is now above the target with 90.5%, even with April's performance at 60%

## Category A ambulance calls (Trust Level)

**Category A calls within 8 minutes - Red 1**

Life threatening (defibrillator required)

YTD	
Oct-16	Apr 16 - Mar 17
64.7%	64.3%
Target 75.0%	

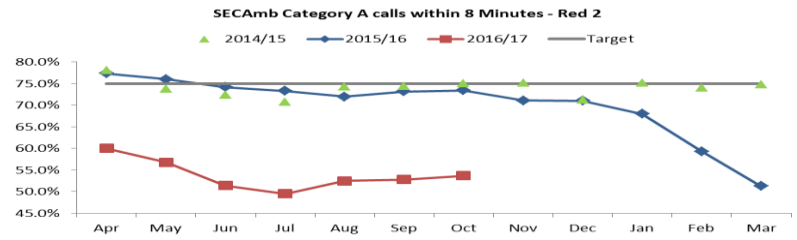


SECamb failed target in October with a performance of 64.7% and YTD performance is only 64.3%, Surrey Downs patient only achieved best performance in October since April 2016 with 66.2%.

**Category A calls within 8 minutes - Red 2**

Life threatening (defibrillator NOT required)

YTD	
Oct-16	Apr 16 - Mar 17
53.7%	53.9%
Target 75.0%	

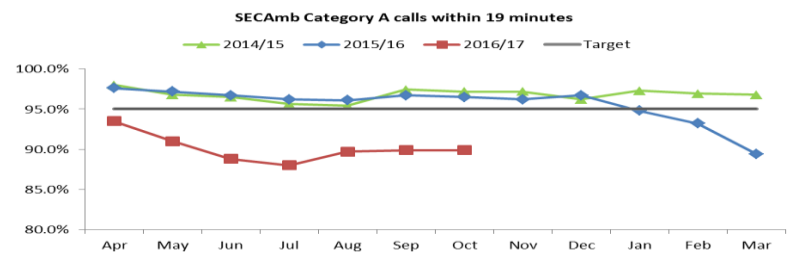


SECamb failed target in October with 53.7%, looking at Surrey Downs patient only, a slight increase from September, but it is still dropping below the standard, in October the performance was only 46.0%.

**Category A calls within 19 minutes**

All life threatening

YTD	
Oct-16	Apr 16 - Mar 17
89.9%	90.0%
Target 95.0%	



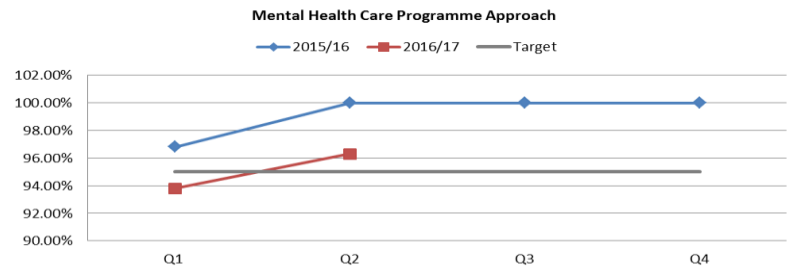
SECamb failed target in October with 89.9%, no change from September, Surrey Downs patient only with 89.1%, 0.7 percentage points increase from September.

## Mental Health

**Mental Health**

Care Programme Approach: The proportion of people under adult mental illness specialties on CPA who were followed up within 7 days of discharge from psychiatric in-patient care during the period.

YTD	
Q2	Apr 16 - Mar 17
96.3%	95.3%
Target 95.0%	



performance in Q2 increased by 2.5 percentage points than in Q1, whereas Q1 did not achieve the national target, with 93.8%.