

# NHS Constitution Metrics

Measure	Description	Month	YTD	Table/Trend	Comments
<b>A&amp;E waits within four hours</b>	A&E wait times are measured within the NHS Constitution and form part of the Quality Premium calculation for CCGs in 2016/17. 25% of the eligible funding will be removed if 95% target is not achieved.	Dec-16	2016/17 YTD		ESTH and SaSH met target for November before falling short in December with performance of 93.3% and 89.8% respectively. Kingston Hospital did not achieve target, with performance of 84.2%.
<b>Referral to Treatment</b>	% of Incomplete patients waiting 18 weeks or less	Dec-16	2016/17 YTD		There was one patient who waited over 52 weeks in October. From Imperial College Healthcare NHS Trust - ENT department, patient has now been treated as of 28/11/2016, Root Cause Analysis was identified as Pop ons/data clean up.
<b>Mixed Sex Accommodation breaches</b>	The number of breaches of mixed-sex accommodation sleeping accommodation per 1,000 Finished Consultant Episodes	Dec-16	2016/17 YTD		There were two recorded breaches one at Ashford Hospital and the other at Brighton Hospital

## Diagnostic Activity

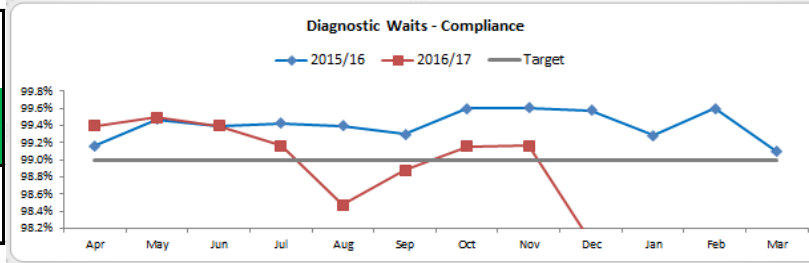
Measure	Description	Month	Month	Table/Trend	Comments
<b>Endoscopy Activity</b>	Total number of endoscopy diagnostic tests/procedures. which comprise of Colonoscopy, Flexible Sigmoidoscopy, Cystoscopy, Gastroscopy	Dec-16	Dec-15		YTD there is an increase of total 907 activities compare to the same periods last year.
<b>Diagnostic activity excluding Endoscopy</b>	Total number of diagnostic tests/procedures excluding Endoscopy (listed above)	Dec-16	Dec-15		There are 3915 extra activities YTD compare to the same period last year.

## Diagnostic test waiting times

**% Patients waiting within 6 weeks for a diagnostic test**

Monthly diagnostics collection collects data on waiting times for 15 key diagnostic tests and procedures

Month	Month
Dec-16	Dec-15
98.1%	99.6%
<b>Target</b>	
99.0%	



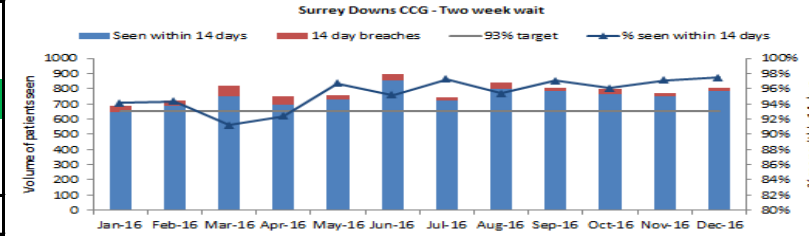
After maintaining above target levels of 99.2% in November this subsequently dropped to 98% in December.

## Cancer waiting times

**All cancer 2 Week Wait**

Percentage of patients seen within two weeks of an urgent GP referral for suspected cancer

YTD	
Dec-16	YTD
97.5%	96.1%
20 breaches	281 breaches
<b>Target: 93%</b>	

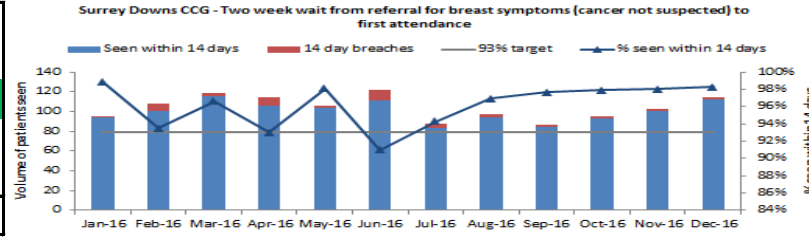


SDCCG achieved target in December. However, it is 0.4 percentage points increase from November's performance: 97.1%

**2 Week Wait (Breast symptoms)**

Percentage of patients seen within two weeks of an urgent referral for breast symptoms where cancer was initially

YTD	
Dec-16	YTD
98.2%	96.0%
2 breaches	37 breaches
<b>Target: 93%</b>	

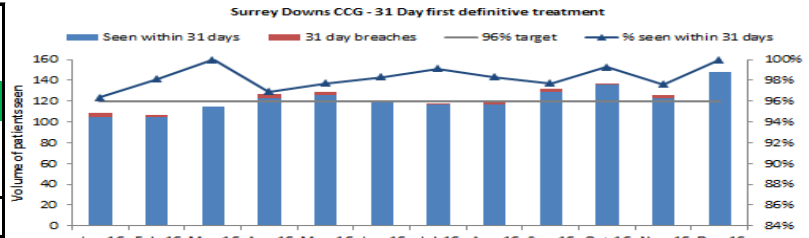


SDCCG achieved target in December for 2 week wait Breast symptoms, it is 0.1 percentage points increase from previous month

**31 Day First Treatment**

Percentage of patients receiving first definitive treatment within one month (31 days) of a cancer diagnosis

YTD	
Dec-16	YTD
100.0%	98.4%
0 breaches	19 breaches
<b>Target: 96%</b>	

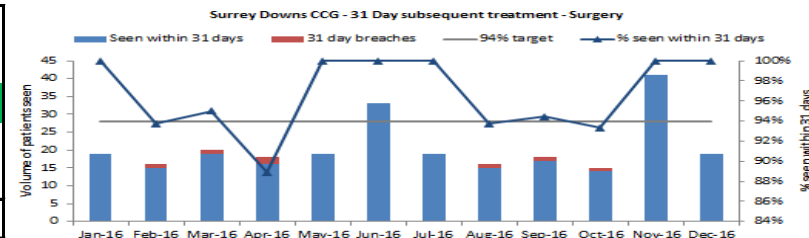


There were no breaches in December of 148 patients, which is 2.4% increase from November's 97.6%.

**31 Day Surgery**

Percentage of patients receiving subsequent treatment for cancer within 31 days, where that treatment is a Surgery

YTD	
Dec-16	YTD
100.0%	97.5%
0 breaches	5 breaches
<b>Target: 94%</b>	

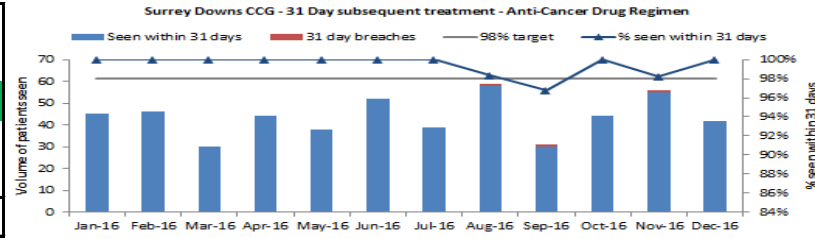


SDCCG did achieve the national target for 31 Day Surgery, performance in November and December was 6.7 percentage points up than October and YTD there were 5 breaches out of 198 patients.

### 31 Day Drugs

Percentage of patients receiving subsequent treatment for cancer within 31 days, where that treatment is an Anti-Cancer Drug Regimen

Dec-16	YTD
100.0%	99.3%
0 breaches	3 breaches
<b>Target: 98%</b>	

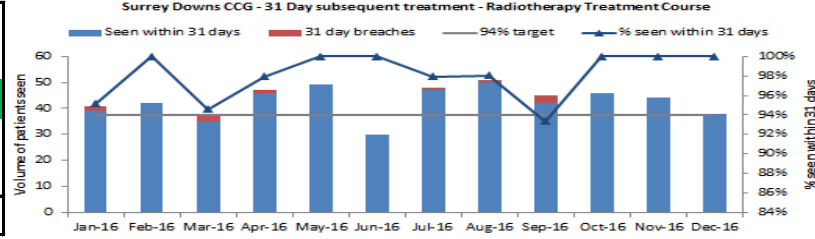


The CCG met the target in December with 100.0% but was missed in November with 98.2% performance. There have been only 3 breaches so far out of 405 patients

### 31 Day Radiotherapy

Percentage of patients receiving subsequent treatment for cancer within 31 days, where that treatment is a Radiotherapy Treatment Course

Dec-16	YTD
100.0%	98.5%
0 breaches	6 breaches
<b>Target: 94%</b>	

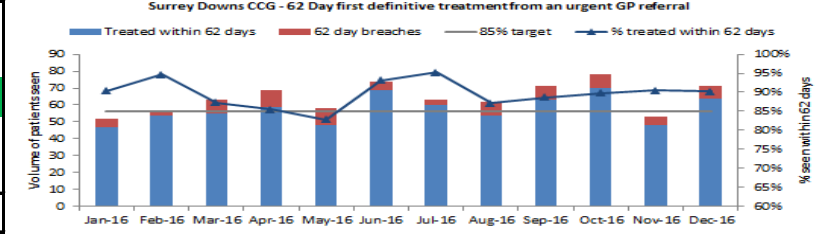


The CCG met the target in December with 100.0% performance, YTD there were only 6 breaches out of 398 patients. November has been the lowest performing month with 93.3%

### 62 Day GP Referral

Percentage of patients receiving first definitive treatment for cancer within 62 days of an urgent GP referral, this also includes 31 day waits for children's cancer, testicular cancer and acute leukaemia

Dec-16	YTD
90.1%	89.3%
7 breaches	64 breaches
<b>Target: 85%</b>	

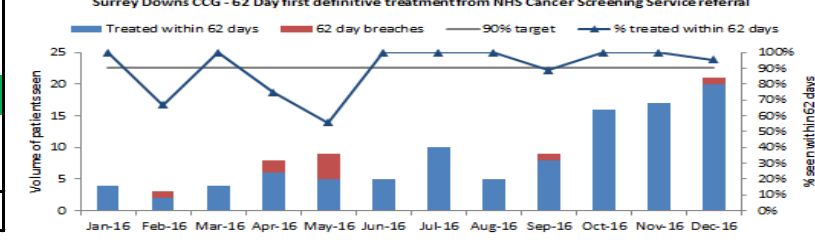


The CCG met the national target in December with 90.1%, 0.5 percentage points decrease from previous month, there were 7 breaches out of 71 patients in October

### 62 Day Screening

Percentage of patients receiving first definitive treatment for cancer within 62 days of referral from an NHS Cancer Screening Service

Dec-16	YTD
95.2%	92.0%
1 breach	8 breaches
<b>Target: 90%</b>	

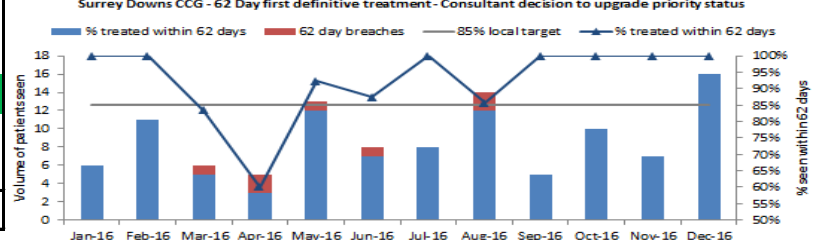


In December the CCG achieved 95.2%, which is 4.8 percentage points decrease compared to November. YTD target now met.

### 62 Day Consultant upgrade

Percentage of patients receiving first definitive treatment for cancer within 62 days of a consultant decision to upgrade their priority status

Dec-16	YTD
100.0%	93.0%
0 breaches	6 breaches
<b>Target: 85%(Local)</b>	



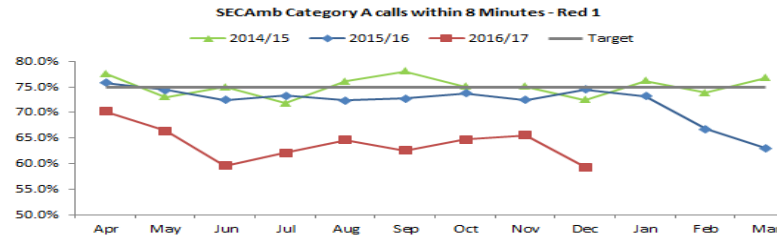
The CCG met the target in December and November with 100.0% performance for both months, YTD's position is now above the target with 93%, even with April's performance at 60%

## Category A ambulance calls (Trust Level)

**Category A calls within 8 minutes - Red 1**

Life threatening (defibrillator required)

YTD	
Dec-16	Apr 16 - Mar 17
59.3%	64.5%
Target 75.0%	

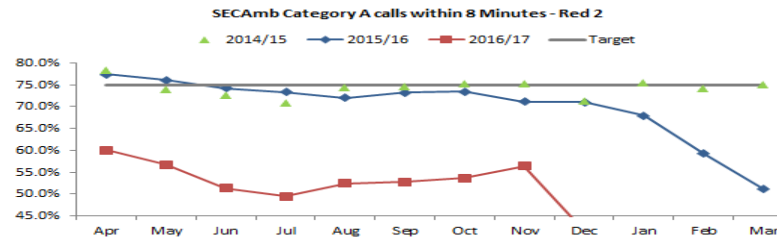


SECamb failed target in December with a performance of 59.3% and YTD performance is only 64.5%, Surrey Downs patient only achieved best performance in November since April 2016 with 65.6%.

**Category A calls within 8 minutes - Red 2**

Life threatening (defibrillator NOT required)

Dec-16	Apr 16 - Mar 17
41.6%	54.2%
Target 75.0%	

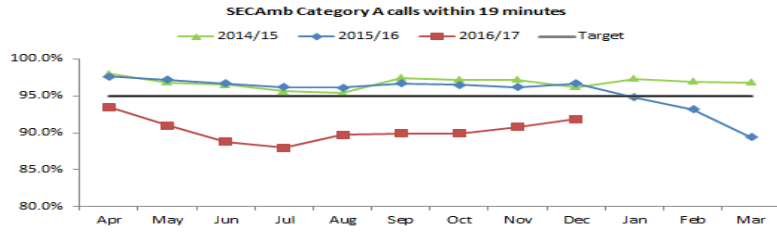


SECamb failed target in December with 41.6% which is a large decrease from November's performance of 56.4%.

**Category A calls within 19 minutes**

All life threatening

Dec-16	Apr 16 - Mar 17
91.8%	90.1%
Target 95.0%	



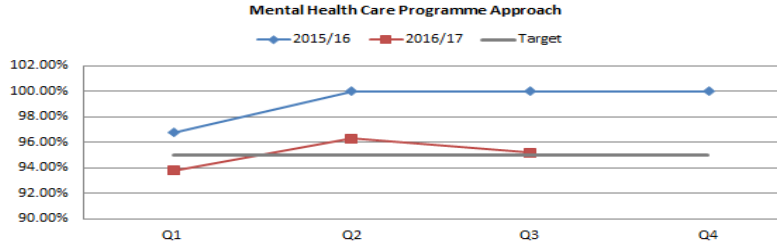
SECamb failed target in December with 91.8%, increase of 1% from November, YTD performance of 90.1%.

## Mental Health

**Mental Health**

Care Programme Approach: The proportion of people under adult mental illness specialties on CPA who were followed up within 7 days of discharge from psychiatric in-patient care during the period.

Q3	Apr 16 - Mar 17
95.2%	95.3%
Target 95.0%	



Performance in Q3 decreased by 1.1 percentage points from Q2 but remaining above the target.