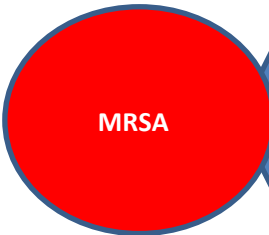


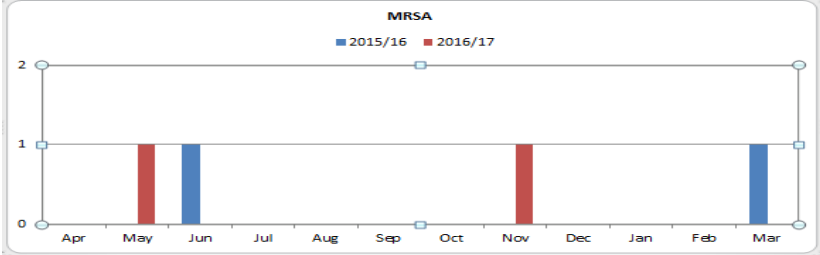
CCG Outcomes Indicators

Measure	Description	Month	YTD	Table/Trend	Comments							
Emergency admissions for alcohol related liver disease	Measures how many adults (19 years and older) with alcohol related liver disease are admitted to hospital in an emergency. (per 100,000)	<table border="1"> <tr> <th>Jan-17</th> <th>YTD</th> </tr> <tr> <td>3.60</td> <td>28.35</td> </tr> <tr> <td colspan="2">Target</td> </tr> <tr> <td colspan="2">less than 2015/16 activity</td> </tr> </table>	Jan-17	YTD	3.60	28.35	Target		less than 2015/16 activity			Admission rate in December was lower compare to previous month November, and YTD performance has seen 37 percentage points increase than the same periods last year.
Jan-17	YTD											
3.60	28.35											
Target												
less than 2015/16 activity												
Unplanned Hospitalisation for asthma, diabetes and epilepsy in under 19s	Directly age and sex standardised rate of unplanned hospital admissions for asthma, diabetes and epilepsy in under 19s. (per 100,000)	<table border="1"> <tr> <th>Jan-17</th> <th>YTD</th> </tr> <tr> <td>23.08</td> <td>243.14</td> </tr> <tr> <td colspan="2">Target</td> </tr> <tr> <td colspan="2">less than 2015/16 activity</td> </tr> </table>	Jan-17	YTD	23.08	243.14	Target		less than 2015/16 activity			Performance in December and January were the worst among other months in current financial year, and comparing to last year, so far only the performance in May this year achieved better result than last year.
Jan-17	YTD											
23.08	243.14											
Target												
less than 2015/16 activity												
Emergency admissions for children with lower respiratory tract infections	Directly age and sex standardised rate of children under 19 (0 to 18 years) admitted to hospital with lower respiratory tract infections as an emergency admission (per 100,000)	<table border="1"> <tr> <th>Jan-17</th> <th>YTD</th> </tr> <tr> <td>43.09</td> <td>329.30</td> </tr> <tr> <td colspan="2">Target</td> </tr> <tr> <td colspan="2">less than 2015/16 activity</td> </tr> </table>	Jan-17	YTD	43.09	329.30	Target		less than 2015/16 activity			December's performance improved since October by 15 percentage points which is also static from December last year. YTD same periods last year: 748
Jan-17	YTD											
43.09	329.30											
Target												
less than 2015/16 activity												
Maternal Smoking at delivery	Measures the percentage of women who were smokers at the time of delivery, out of the number of maternities.	<table border="1"> <tr> <th>2016/17 Q2</th> <th>2015/16 Q2</th> </tr> <tr> <td>4.29%</td> <td>4.59%</td> </tr> <tr> <td colspan="2">Target</td> </tr> <tr> <td colspan="2">11% or less by the end of 2015</td> </tr> </table>	2016/17 Q2	2015/16 Q2	4.29%	4.59%	Target		11% or less by the end of 2015			During Quarter 2 2016/17, 31 women out of 691 maternities were smokers at the time of delivery. This equates to a rate of 4.29%, which is 0.3 percentage points lower than the same period last year (4.59%). Q3 data not available yet.
2016/17 Q2	2015/16 Q2											
4.29%	4.59%											
Target												
11% or less by the end of 2015												
Breast Feeding	Proportion of mothers' who have initiated or not initiated breastfeeding and proportion of infants who have been fully, partially or not all breastfed at 6-8 weeks.	<table border="1"> <tr> <th>2015/16 Q1</th> <th>2014/15 Q1</th> </tr> <tr> <td>50.4</td> <td>51.8</td> </tr> <tr> <td colspan="2">Target</td> </tr> <tr> <td colspan="2">85% (England level)</td> </tr> </table>	2015/16 Q1	2014/15 Q1	50.4	51.8	Target		85% (England level)			Validated data from Q3 is not available
2015/16 Q1	2014/15 Q1											
50.4	51.8											
Target												
85% (England level)												

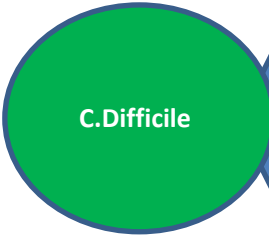


Measures the number of MRSA bloodstream infections reported per CCG.

Dec-16	2016/17 YTD
0	2
Limit	0

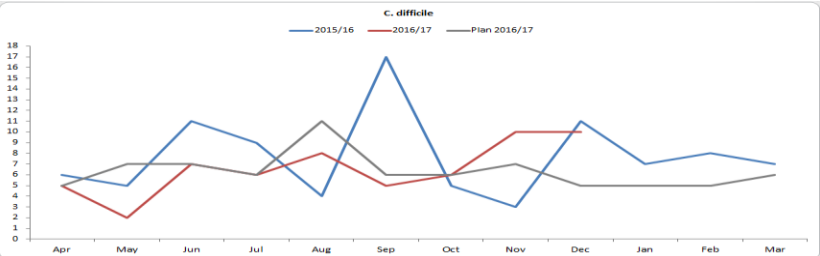


There were no cases reported in December. There was one reported case in November at Epsom & St. Helier



The count of C. difficile infections reported, in people aged 2 and over, per CCG

Dec-16	2016/17 YTD
10	59
Limit	76
YTD limit	57



November and December saw an increase in reported cases to 20 combined. There are 59 count of C. diff have been reported YTD, which is less than the current YTD limit.