

CCG Operating Plan

Improving Access to Psychological Therapies (IAPT) and Dementia - National data

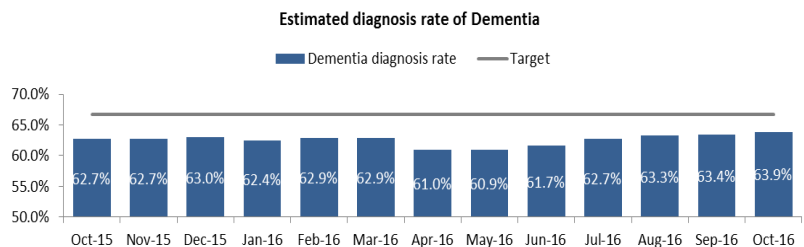
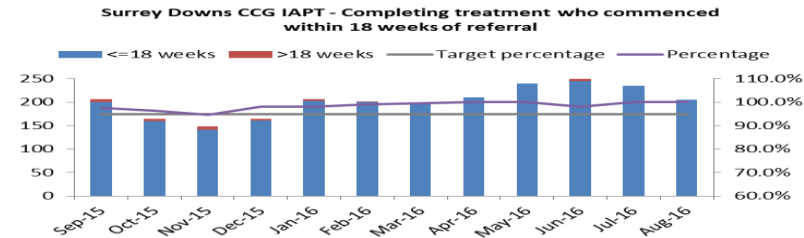
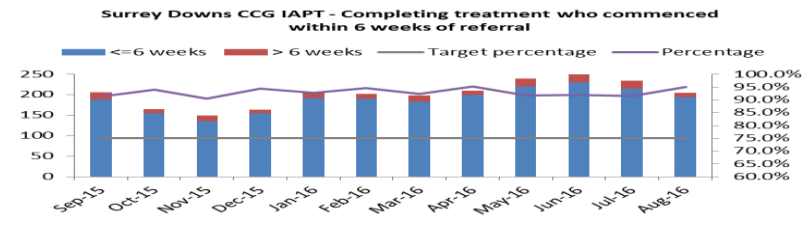
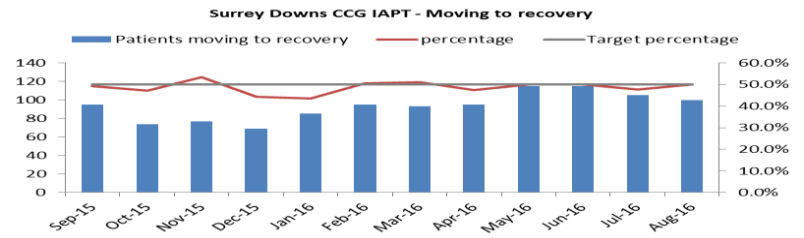
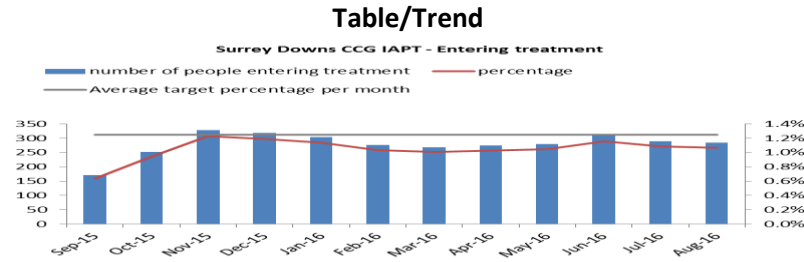
| Measure | Description | Month | YTD |
|---------------------------|---|--------------------------|---------------|
| Entering Treatment | Proportion of people in need of psychological therapies that have entered treatment | Aug-16 | YTD |
| | | 1.1% | 5.4% |
| | | 285 patient | 1,440 patient |
| | | Target YTD: 6.25% | |

| Measure | Description | Month | YTD |
|---------------------------|--|--------------------|-------------|
| Moving to Recovery | Proportion of people who have completed treatment have moved to recovery | Aug-16 | YTD |
| | | 50.0% | 49.1% |
| | | 100 patient | 530 patient |
| | | Target: 50% | |

| Measure | Description | Month | YTD |
|--|---|--------------------|-------------|
| Proportion of people treated within 6 weeks of referral | Proportion of people that wait 6 weeks or less from referral to entering a course of IAPT treatment against the number of people who finish a course of treatment in reporting period | Aug-16 | YTD |
| | | 95.1% | 93.0% |
| | | 10 breaches | 80 breaches |
| | | Target: 75% | |

| Measure | Description | Month | YTD |
|---|--|--------------------|------------|
| Proportion of people treated within 18 weeks of referral | Proportion of people that wait 18 weeks or less from referral to entering a course of IAPT treatment against the number of people who finish a course of treatment in reporting period | Aug-16 | YTD |
| | | 100.0% | 99.6% |
| | | 0 breaches | 5 breaches |
| | | Target: 95% | |

| Measure | Description | Month | YTD |
|---|--|--------------------------------|-------|
| Estimated diagnosis rate of Dementia age 65+ | Numerator: sum of Dementia Registers 65+ Denominator: Estimated Dementia Prevalence | Oct-16 | YTD |
| | | 63.9% | 62.4% |
| | | 2,634 | 2,572 |
| | | Target 66.7% / 2685 pts | |



Comments

Surrey Downs CCG's trajectory for people entering treatment equates to a monthly rate of 1.25% over the financial year. This is equivalent to 334 people entering treatment each month. 230 people less YTD from the plan.

The CCG just met the National target in IAPT recovery rate in August at 50.0%; however, YTD is only at 49.1%, this is caused by April and July where target was not achieved.

There were total 160 breaches in 2015/16, on average 92.8% of patients waited 6 weeks or less from referral to entering a course of IAPT treatment, in August 2016, the performance increased by 3.6 percentage points.

YTD Surrey Downs CCG did not achieve 100% only in June 2016, this contributed to an average of 99.6% (YTD) and only 5 patients have not commenced treatment within 18 weeks (YTD).

In October the Estimated diagnosis rate was 63.9%, which was 0.5 percentage points increase from August and this has been the highest achieving month since August 2015.