

NHS Constitution Metrics

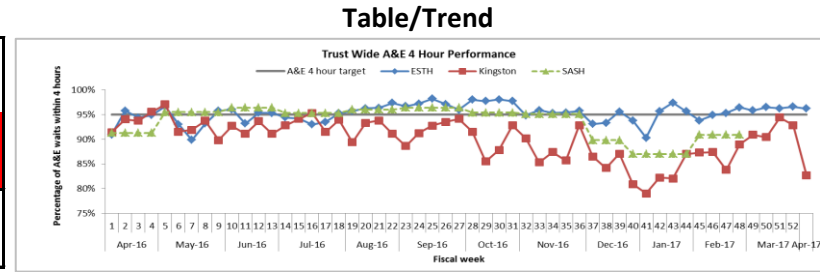
Measure

Description

A&E waits within four hours

A&E wait times are measured within the NHS Constitution and form part of the Quality Premium calculation for CCGs in 2016/17. 25% of the eligible funding will be removed if 95% target is not achieved.

Month	YTD
Feb-17	2016/17 YTD
93.0%	93.6%
Target	
95.0%	



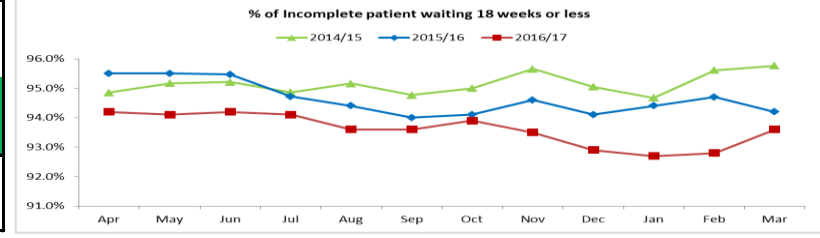
Comments

ESTH fail to meet target in February after falling short in January with performance of 93.5%. SASH did not achieve target with 90.9%, an improvement on January's 87.0%. Kingston Hospital did not achieve target, with performance of 87.0% (although this was an improvement on January's 82.6%).

Referral to Treatment

% of Incomplete patients waiting 18 weeks or less

Month	YTD
Mar-17	2016/17 YTD
93.6%	93.8%
Target	
92.0%	

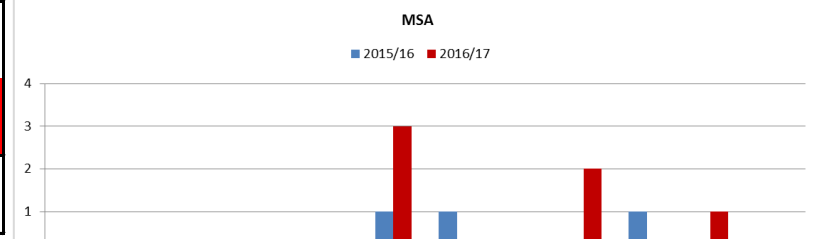


There were three patients who waited over 52 weeks in March (Ophthalmology specialty: Kingston; Plastic Surgery specialty: Guy's and St Thomas'; and, General Surgery specialty: SASH Trust).

Mixed Sex Accommodation breaches

The number of breaches of mixed-sex accommodation sleeping accommodation per 1,000 Finished Consultant Episodes

Month	YTD
Mar-17	2016/17 YTD
0	6
Limit	
0	



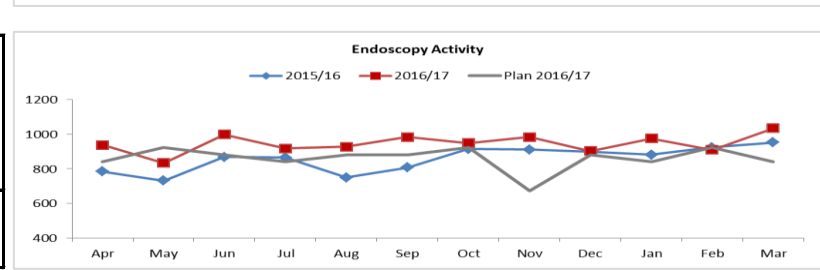
There were three breaches in September at Darent Valley Hospital, two breaches in December (St Peter's Hospital and Royal Sussex County Hospital) and one breach in February (St Mary's Hospital).

Diagnostic Activity

Endoscopy Activity

Total number of endoscopy diagnostic tests/procedures, which comprise of Colonoscopy, Flexible Sigmoidoscopy, Cystoscopy, Gastroscopy

Month	Month
Mar-17	Mar-16
1035	953
YTD	
11358	

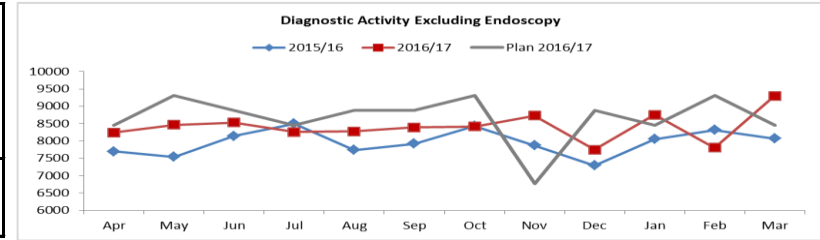


YTD there has been an increase of 1,067 in total activities compared to the same period last year.

Diagnostic activity excluding Endoscopy

Total number of diagnostic tests/procedures excluding Endoscopy (listed above)

Month	Month
Mar-17	Mar-16
9302	8066
YTD	
100915	



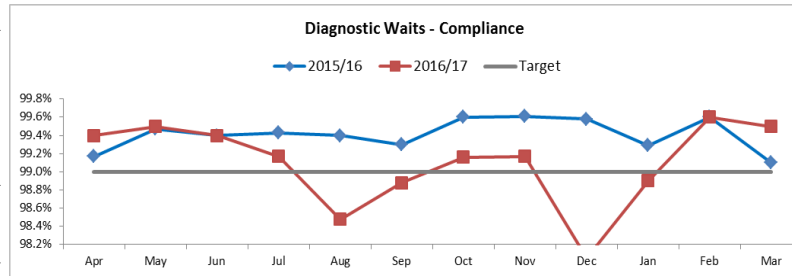
There are 5,343 extra activities YTD compared to the same period last year.

Diagnostic test waiting times

% Patients waiting within 6 weeks for a diagnostic test

Monthly diagnostics collection collects data on waiting times for 15 key diagnostic tests and procedures

Month	Month
Mar-17	Mar-16
99.5%	99.1%
Target	
99.0%	



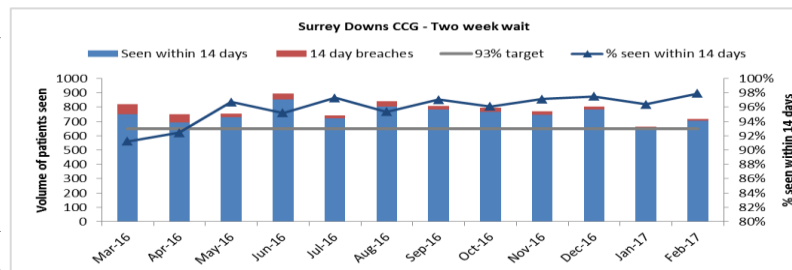
After below target level of 98.1% in December this subsequently increased to above 99% in February and March.

Cancer waiting times

All cancer 2 Week Wait

Percentage of patients seen within two weeks of an urgent GP referral for suspected cancer

Feb-17	YTD
97.9%	96.3%
15 breaches	320 breaches
Target: 93%	

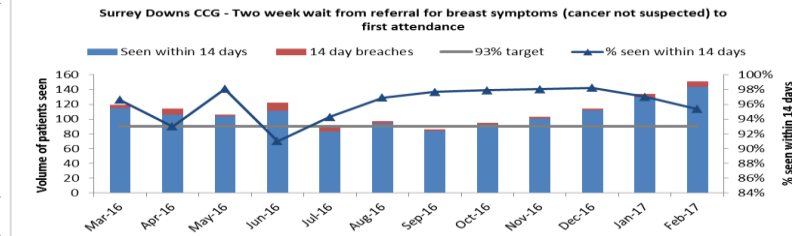


SDCCG achieved target in February with a 1.3% increase from January's performance: 96.4%

2 Week Wait (Breast symptoms)

Percentage of patients seen within two weeks of an urgent referral for breast symptoms where cancer was initially

Feb-17	YTD
95.4%	96.0%
7 breaches	48 breaches
Target: 93%	

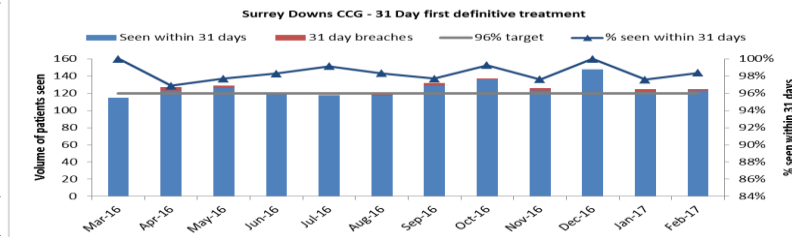


SDCCG achieved target in February with 95.4% for 2 week wait Breast symptoms. This was a decrease from January's 97.0%.

31 Day First Treatment

Percentage of patients receiving first definitive treatment within one month (31 days) of a cancer diagnosis

Feb-17	YTD
98.4%	98.3%
2 breaches	24 breaches
Target: 96%	

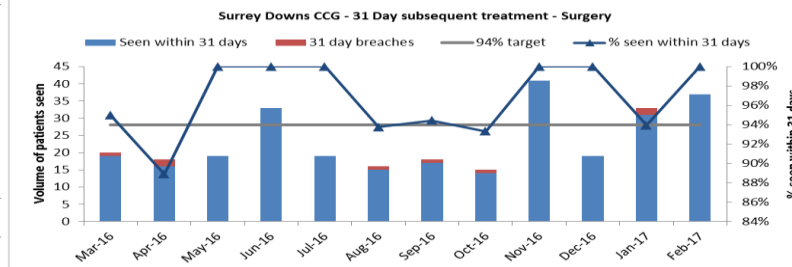


There were 2 breaches in February of 125 patients, which is 1.2% increase from January's 97.6%.

31 Day Surgery

Percentage of patients receiving subsequent treatment for cancer within 31 days, where that treatment is a Surgery

Feb-17	YTD
100.0%	97.4%
0 breaches	7 breaches
Target: 94%	

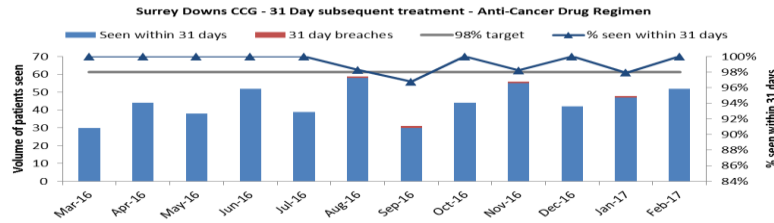


SDCCG did achieve the national target for 31 Day Surgery, performance in February was 100.0% although January narrowly missed the target with 93.9% and YTD there were 7 breaches out of 268 patients.

31 Day Drugs

Percentage of patients receiving subsequent treatment for cancer within 31 days, where that treatment is an Anti-Cancer Drug Regimen

Feb-17	YTD
100.0%	99.2%
0 breaches	4 breaches
Target: 98%	

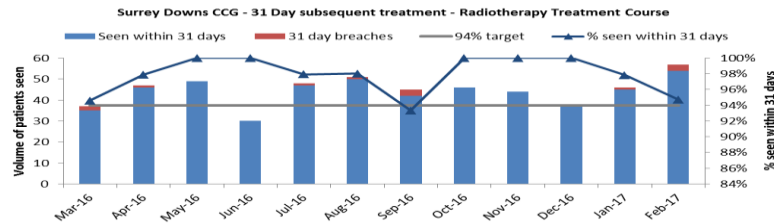


The CCG met the target in February with 100.0% but was slightly below target in January with 97.9% performance. There have been only 4 breaches so far out of 505 patients

31 Day Radiotherapy

Percentage of patients receiving subsequent treatment for cancer within 31 days, where that treatment is a Radiotherapy Treatment Course

Feb-17	YTD
94.7%	98.0%
0 breaches	10 breaches
Target: 94%	

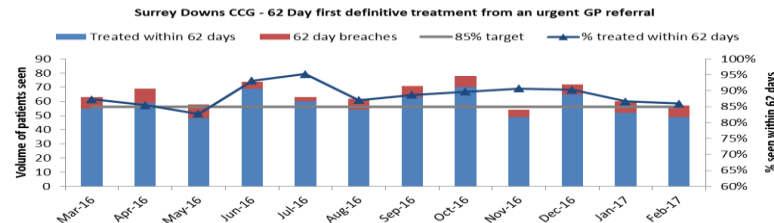


The CCG slightly exceeded the 94% target in February with 94.7% performance, YTD there were only 10 breaches out of 501 patients. September has been the lowest performing month with 93.3%

62 Day GP Referral

Percentage of patients receiving first definitive treatment for cancer within 62 days of an urgent GP referral, this also includes 31 day waits for children's cancer, testicular cancer and acute leukaemia

Feb-17	YTD
86.0%	88.9%
7 breaches	80 breaches
Target: 85%	

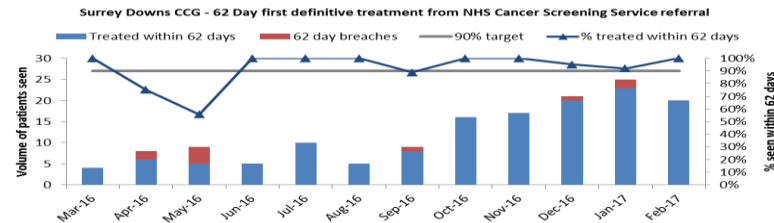


The CCG slightly exceeded the national 85% target in February with 86.0%, 0.7 percentage points decrease from previous month, YTD there were 80 breaches out of 718 patients.

62 Day Screening

Percentage of patients receiving first definitive treatment for cancer within 62 days of referral from an NHS Cancer Screening Service

Feb-17	YTD
100.0%	93.1%
1 breaches	10 breaches
Target: 90%	

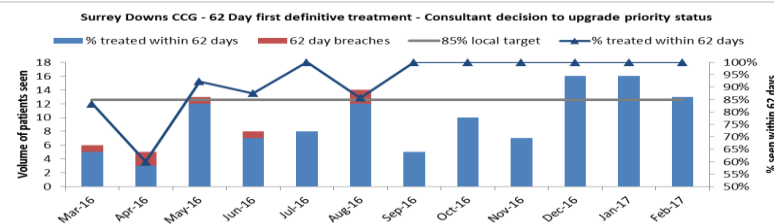


In February the CCG achieved 100.0%, which is an 8 percentage points increase compared to January. YTD target of 90% now exceeded.

62 Day Consultant upgrade

Percentage of patients receiving first definitive treatment for cancer within 62 days of a consultant decision to upgrade their priority status

Feb-17	YTD
100.0%	94.8%
0 breaches	6 breaches
Target: 85%(Local)	



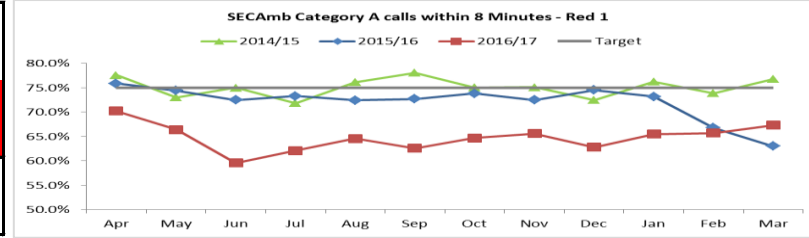
The CCG exceeded the 85% target in February and has achieved 100.0% for each month from September to February, YTD's position is now above the target with 94.8%, even with April's 60% performance.

Category A ambulance calls (Trust Level)

Category A calls within 8 minutes - Red 1

Life threatening (defibrillator required)

YTD	
Mar-17	Apr 16 - Mar 17
67.3%	64.8%
Target 75.0%	

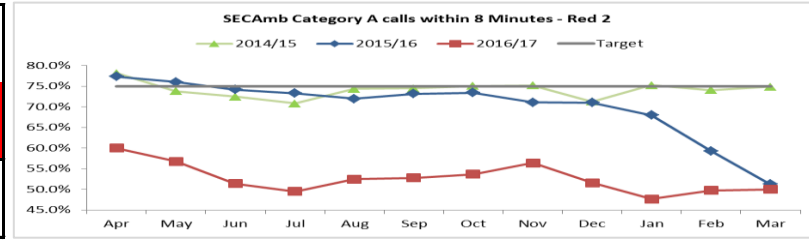


SECamb failed target in February with a performance of 67.3% and YTD performance is only 64.8%. Best performance was in April with 70.2%, worst was June with 59.5%.

Category A calls within 8 minutes - Red 2

Life threatening (defibrillator NOT required)

YTD	
Mar-17	Apr 16 - Mar 17
50.0%	52.7%
Target 75.0%	

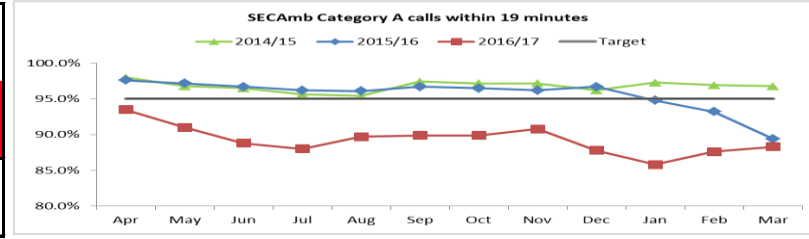


SECamb failed target in March with 50.0% which is a slight increase from January's performance of 49.8%.

Category A calls within 19 minutes

All life threatening

YTD	
Mar-17	Apr 16 - Mar 17
88.3%	89.3%
Target 95.0%	



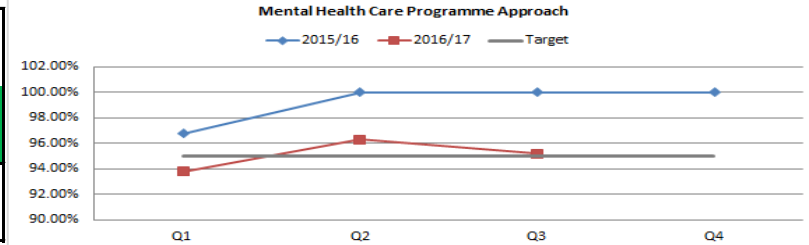
SECamb failed target in March with 88.3%, an increase of 0.7% from February, YTD performance below target at 89.3%.

Mental Health

Mental Health

Care Programme Approach: The proportion of people under adult mental illness specialties on CPA who were followed up within 7 days of discharge from psychiatric in-patient care during the period.

YTD	
Q3	Apr 16 - Mar 17
95.2%	95.1%
Target 95.0%	



Performance in Q3 decreased by 1.1 percentage points from Q2 but remaining above the target.