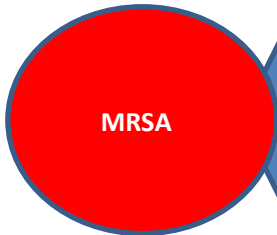


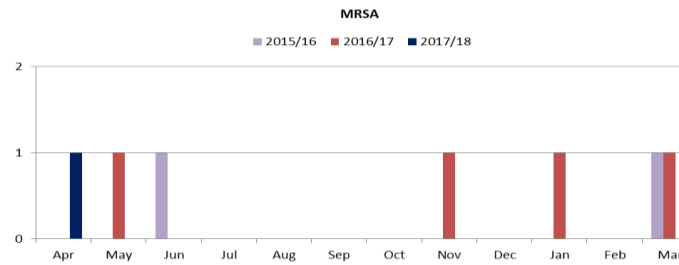
CCG Outcomes Indicators

| Measure | Description | Month | YTD | Table/Trend | Comments |
|--|--|----------------------------|----------------------------|---|--|
| Emergency admissions for alcohol related liver disease | Measures how many adults (19 years and older) with alcohol related liver disease are admitted to hospital in an emergency. (per 100,000) | Feb-17 1.35 | YTD 29.70 | <p>Alcohol related liver disease emergency admission rate Surrey Downs CCG - rolling year</p> | Admission rate in February (3 admissions) was lower compare to previous month January (8 admissions), and YTD performance has seen 21% increase than the same periods last year. |
| Unplanned Hospitalisation for asthma, diabetes and epilepsy in under 19s | Directly age and sex standardised rate of unplanned hospital admissions for asthma, diabetes and epilepsy in under 19s. (per 100,000) | Feb-17 23.08 | YTD 266.22 | <p>Unplanned hospitalisation for asthma, diabetes and epilepsy in under 19s emergency admission rate Surrey Downs CCG - rolling year</p> | Admission rate in February (15 admissions) and January (15 admissions) remain consistent, however the performance has been increased to 28% comparing 2015/16 and 2016/17, same period. |
| Emergency admissions for children with lower respiratory tract infections | Directly age and sex standardised rate of children under 19 (0 to 18 years) admitted to hospital with lower respiratory tract infections as an emergency admission (per 100,000) | Feb-17 20.00 | YTD 347.76 | <p>Children with LRTIs emergency admission rate Surrey Downs CCG - rolling year</p> | February's performance of 20.00 is a large improvement on December's 81.55. YTD performance has improved with a 9% reduction in the rate per 100,000 population compared to the previous year. |
| Maternal Smoking at delivery | Measures the percentage of women who were smokers at the time of delivery, out of the number of maternities. | 2016/17 Q4 5.29% | 2015/16 Q4 4.42% | <p>Surrey Downs CCG - Maternal Smoking at Delivery (Source: NHS Digital)</p> | During Quarter 4 2016/17, 37 women out of 704 maternities were smokers at the time of delivery. This equates to a rate of 5.29%, which is 0.9 percentage points higher than the same period last year (4.42%). |
| Breast Feeding | Proportion of mothers' who have initiated or not initiated breastfeeding and proportion of infants who have been fully, partially or not all breastfed at 6-8 weeks. | 2016/17 Q4 60.9 | 2015/16 Q4 60.9 | <p>Surrey (County) - Breast feeding prevalence at 6-8 weeks</p> | From September 2015 Breastfeeding data is no longer made available at CCG level. Data is available at provider level or local authority level. This chart will now be shown at local authority level (Surrey). |

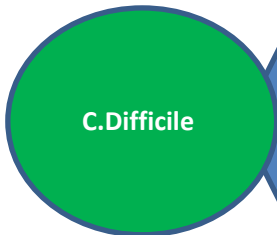


Measures the number of MRSA bloodstream infections reported per CCG.

| | |
|---------------|--------------------|
| Apr-17 | 2017/18 YTD |
| 1 | 1 |
| Limit | |
| 0 | |

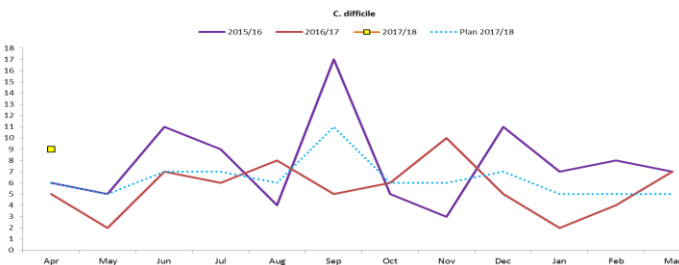


One MRSA case reported in April 2017, March 2017. In both cases it occurred at Epsom & St. Helier.



The count of C. difficile infections reported, in people aged 2 and over, per CCG

| | |
|--------------------|--------------------|
| Apr-17 | 2017/18 YTD |
| 9 | 9 |
| Month Limit | 6 |
| YTD Limit | 76 |



Slight increase in March cases of 7 (more than January and February combined figure of 6). There have been 67 cases of C. diff reported YTD, which is less than the current YTD limit (76).