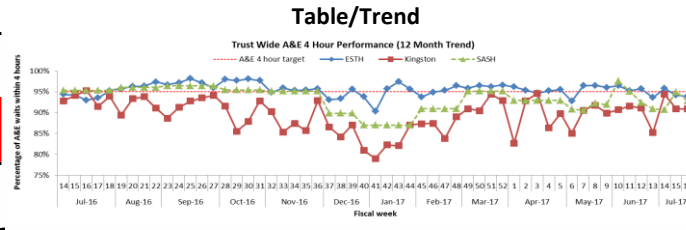


NHS Constitution Metrics

Measure **Description** **Month** **YTD**

A&E waits within four hours A&E wait times are measured within the NHS Constitution and form part of the Quality Premium calculation for CCGs in 2016/17. 25% of the eligible funding will be removed if 95% target is not achieved.

May-17	2017/18 YTD
92.2%	93.1%
Target	
95.0%	

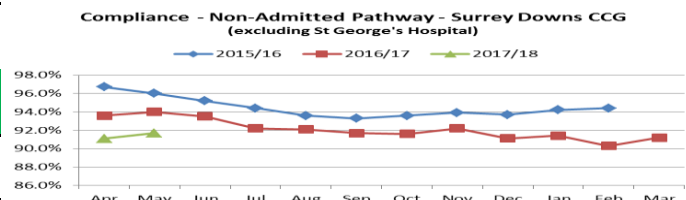


Comments

ESTH met the target in May (95.6%) and April (95.2%). SASH did not achieve target with 92.6% in May and April (92.9%). Kingston Hospital did not achieve target, with performance of 89.0% in May and 90.4% in April.

Referral to Treatment % of Incomplete patients waiting 18 weeks or less

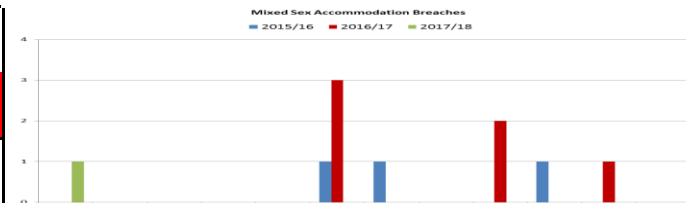
May-17	2017/18 YTD
92.6%	97.8%
Target	
92.0%	



Tsurrey Downs CCG's performance at aggregate level was 91.7% in May, a slight increase from April's 91.2% (0.6%). There were no patients who waited over 52 weeks in May

Mixed Sex Accommodation breaches The number of breaches of mixed-sex accommodation sleeping accommodation per 1,000 Finished Consultant Episodes

May-17	2017/18 YTD
0	1
Limit	
0	

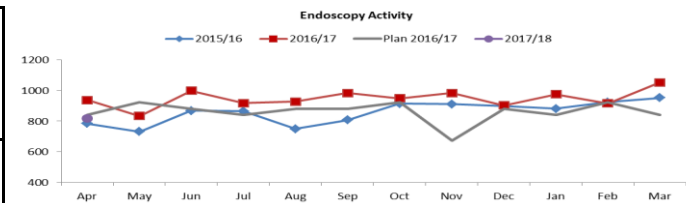


There was one breach in April 2017 (<24 Hrs) at Royal Sussex County Hospital. This was an emergency admission to the neurosurgical ward requiring neurological monitoring. The Trust was in Black escalation and not possible to move patients to another ward to have specialist facility. There no breach reported in May 2017

Diagnostic Activity

Endoscopy Activity Total number of endoscopy diagnostic tests/procedures. which comprise of Colonoscopy, Flexible Sigmoidoscopy, Cystoscopy, Gastrosopy

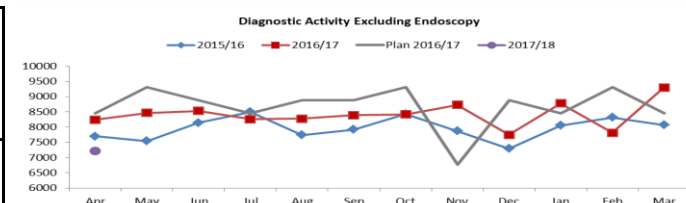
Month	Month
Apr-17	Apr-16
817	938
YTD	
817	



YTD there has been an decrease of 121 in total activities compared to the same period last year.

Diagnostic activity excluding Endoscopy Total number of diagnostic tests/procedures excluding Endoscopy (listed above)

Month	Month
Apr-17	Apr-16
7223	8239
YTD	
7223	



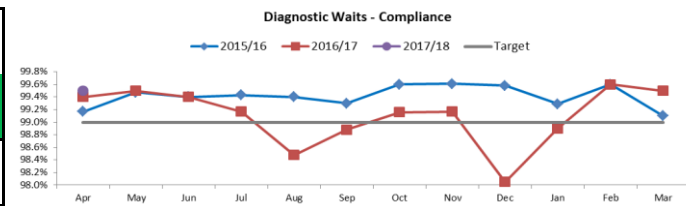
There are 1,016 fewer activities YTD compared to the same period last year.

Diagnostic test waiting times

% Patients waiting within 6 weeks for a diagnostic test

Monthly diagnostics collection collects data on waiting times for 15 key diagnostic tests and procedures

Month	Month
Apr-17	Apr-16
99.5%	99.4%
Target	
99.0%	



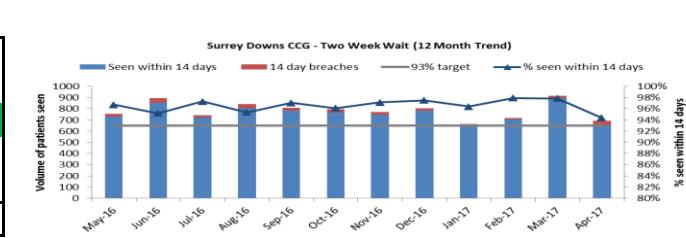
After below target level of 98.1% in December this subsequently increased to above 99% in February, March and April.

Cancer waiting times

All cancer 2 Week Wait

Percentage of patients seen within two weeks of an urgent GP referral for suspected cancer

Apr-17	YTD
94.4%	94.4%
39 breaches	39 breaches
Target: 93%	

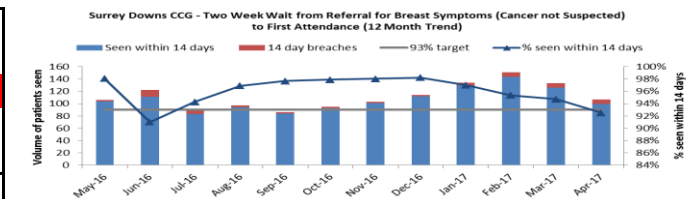


ADDITIONAL COMMENTARY NEEDED
XXXXXX
SDCCG achieved target in February with a 1.3% increase from January's performance: 96.4%

2 Week Wait (Breast symptoms)

Percentage of patients seen within two weeks of an urgent referral for breast symptoms where cancer was initially

Apr-17	YTD
92.5%	92.5%
8 breaches	8 breaches
Target: 93%	

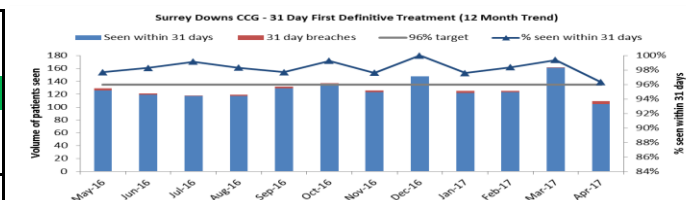


SDCCG achieved target in February with 95.4% for 2 week wait Breast symptoms. This was a decrease from January's 97.0%.

31 Day First Treatment

Percentage of patients receiving first definitive treatment within one month (31 days) of a cancer diagnosis

Apr-17	YTD
96.3%	96.3%
4 breaches	4 breaches
Target: 96%	

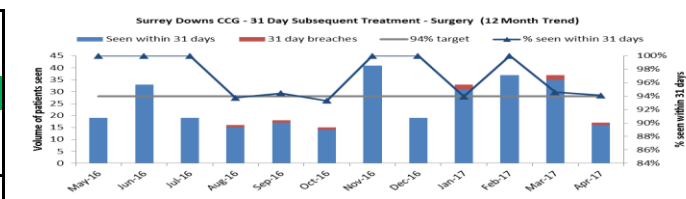


There were 2 breaches in February of 125 patients, which is 1.2% increase from January's 97.6%.

31 Day Surgery

Percentage of patients receiving subsequent treatment for cancer within 31 days, where that treatment is a Surgery

Apr-17	YTD
94.1%	94.1%
1 breaches	1 breaches
Target: 94%	

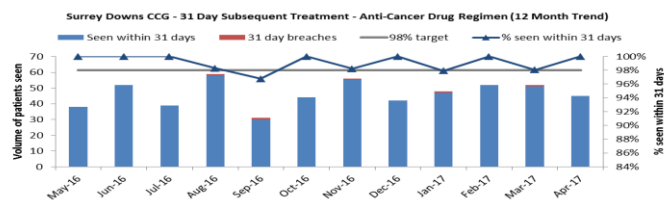


SDCCG did achieve the national target for 31 Day Surgery, performance in February was 100.0% although January narrowly missed the target with 93.9% and YTD there were 7 breaches out of 268 patients.

31 Day Drugs

Percentage of patients receiving subsequent treatment for cancer within 31 days, where that treatment is an Anti-Cancer Drug Regimen

Apr-17	YTD
100.0%	100.0%
0 breaches	0 breaches
Target: 98%	

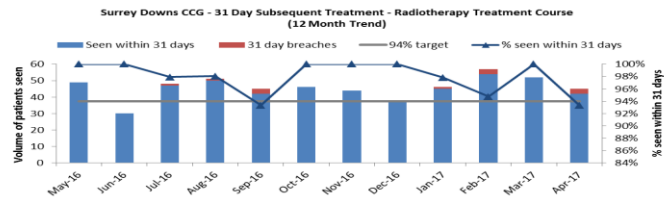


The CCG met the target in February with 100.0% but was slightly below target in January with 97.9% performance. There have been only 4 breaches so far out of 505 patients

31 Day Radiotherapy

Percentage of patients receiving subsequent treatment for cancer within 31 days, where that treatment is a Radiotherapy Treatment Course

Apr-17	YTD
93.3%	93.3%
3 breaches	3 breaches
Target: 94%	

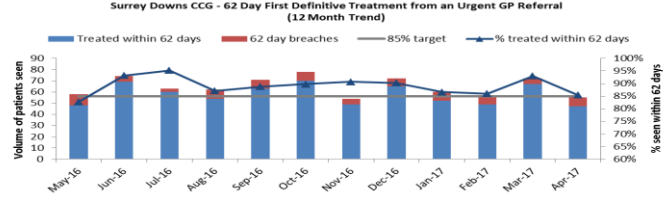


The CCG slightly exceeded the 94% target in February with 94.7% performance, YTD there were only 10 breaches out of 501 patients. September has been the lowest performing month with 93.3%

62 Day GP Referral

Percentage of patients receiving first definitive treatment for cancer within 62 days of an urgent GP referral, this also includes 31 day waits for children's cancer, testicular cancer and acute leukaemia

Apr-17	YTD
85.5%	85.5%
8 breaches	8 breaches
Target: 85%	

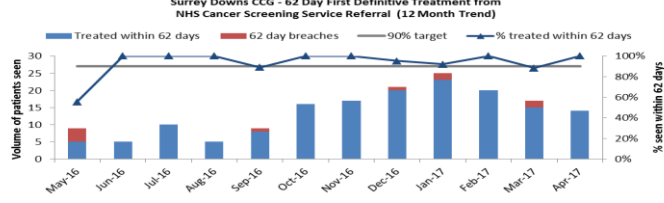


The CCG slightly exceeded the national 85% target in February with 86.0%, 0.7 percentage points decrease from previous month, YTD there were 80 breaches out of 718 patients.

62 Day Screening

Percentage of patients receiving first definitive treatment for cancer within 62 days of referral from an NHS Cancer Screening Service

Apr-17	YTD
100.0%	100.0%
0 breaches	0 breaches
Target: 90%	

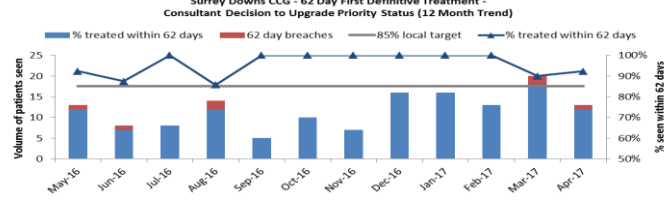


In February the CCG achieved 100.0%, which is an 8 percentage points increase compared to January. YTD target of 90% now exceeded.

62 Day Consultant upgrade

Percentage of patients receiving first definitive treatment for cancer within 62 days of a consultant decision to upgrade their priority status

Apr-17	YTD
92.3%	92.3%
1 breaches	1 breaches
Target: 85%(Local)	



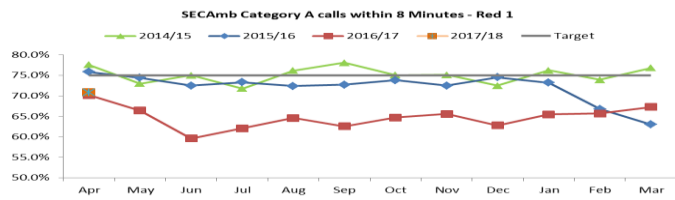
The CCG exceeded the 85% target in February and has achieved 100.0% for each month from September to February, YTD's position is now above the target with 94.8%, even with April's 60% performance.

Category A ambulance calls (Trust Level)

Category A calls within 8 minutes - Red 1

Life threatening (defibrillator required)

YTD	
Apr-17	Apr 17 - Mar 18
70.8%	70.8%
Target 75.0%	

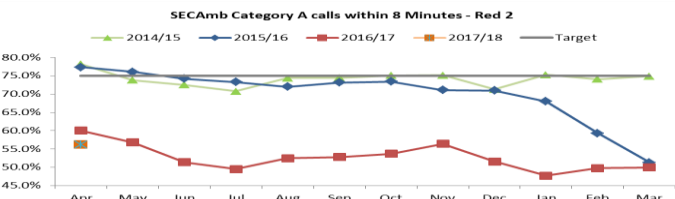


SECamb failed target in April with a performance of 70.8%, with 3% increase compared to March 17.

Category A calls within 8 minutes - Red 2

Life threatening (defibrillator NOT required)

YTD	
Apr-17	Apr 17 - Mar 18
56.2%	56.2%
Target 75.0%	

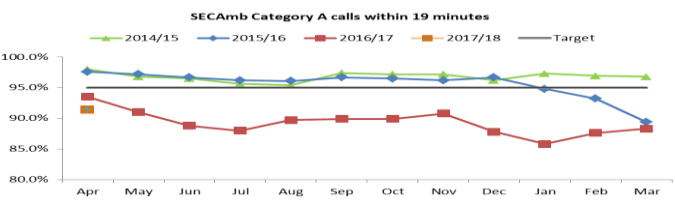


SECamb failed target in April with 56% which is a slight increase from March's performance of 49.6%.

Category A calls within 19 minutes

All life threatening

YTD	
Apr-17	Apr 17 - Mar 18
91.4%	91.4%
Target 95.0%	



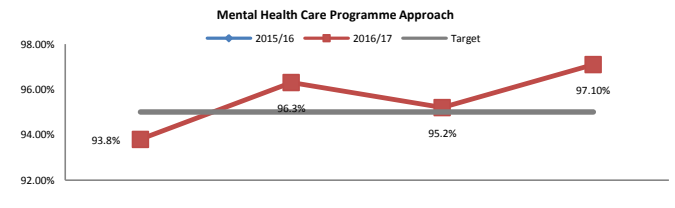
SECamb failed target in April with 91.4%, an increase of 0.31% from March

Mental Health

Mental Health

Care Programme Approach: The proportion of people under adult mental illness specialties on CPA who were followed up within 7 days of discharge from psychiatric in-patient care during the period.

Q4	Dec 16 - Mar 17
95.2%	95.6%
Target 95.0%	



Performance in Q3 decreased by 1.1 percentage points from Q2 but remaining above the target.