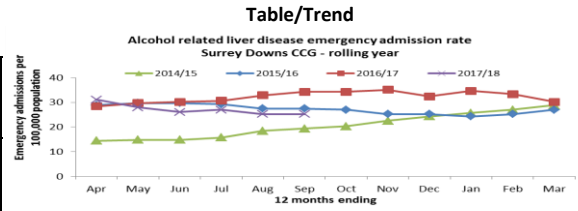


CCG Outcomes Indicators

Measure
Emergency admissions for alcohol related liver disease

Description
Measures how many adults (19 years and older) with alcohol related liver disease are admitted to hospital in an emergency. (per 100,000)

Month	YTD
Sep-17	YTD
3.60	13.95
Target	
Same in 2016/17 same period	

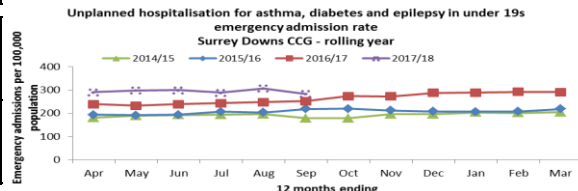


Comments
Admissions in September (8 admissions) were higher compared to previous month August (5 admissions). Admission rate in September was the same level same period 2016/17. YTD rate 13.95 reduced by 26.19 against similar period 2016/17. The rate is measured per 100,000 population.

Measure
Unplanned Hospitalisation for asthma, diabetes and epilepsy in under 19s

Description
Directly age and sex standardised rate of unplanned hospital admissions for asthma, diabetes and epilepsy in under 19s. (per 100,000)

Month	YTD
Sep-17	YTD
12.51	130.80
Target	
Higher in 2016/17 same period	

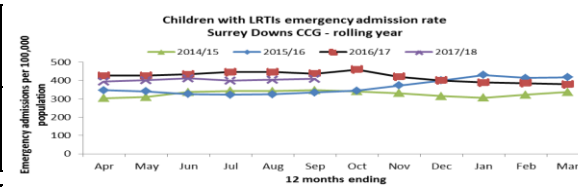


Admission in September (8 admissions) were lower compared to previous month August (21 admissions). Admission rate in September was lower 66.67 against similar period 2016/17. YTD rate 130.80 reduced by 5.5 against similar period 2016/17.

Measure
Emergency admissions for children with lower respiratory tract infections

Description
Directly age and sex standardised rate of children under 19 (0 to 18 years) admitted to hospital with lower respiratory tract infections as an emergency admission (per 100,000)

Month	YTD
Sep-17	YTD
14.21	134.24
Target	
Lower 2016/17 same period	

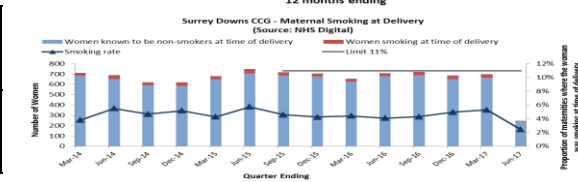


Admissions in September (11 admissions) were higher compared to previous month August (10 admissions). Admission rate in September was higher 36.36 against similar period 2016/17. YTD rate 134.24 reduced by 28.07 against similar period 2016/17. The rate is measured per 1000,000 population

Measure
Maternal Smoking at delivery

Description
Measures the percentage of women who were smokers at the time of delivery, out of the number of maternities.

2017/18 Q1	2016/17 Q1
3.25%	4.09%
Target	
11% or less	

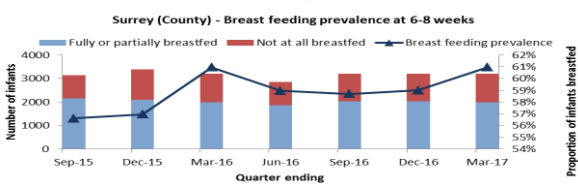


In the first quarter of 2017/18 (April - June 2017) 9 women out of 280 maternities were smokers at the time of delivery. This equates to a rate of 3.25%, which is 0.84 percentage points higher than the same period last year (4.09%).

Measure
Breast Feeding

Description
Proportion of mothers' who have initiated or not initiated breastfeeding and proportion of infants who have been fully, partially or not at all breastfed at 6-8 weeks.

2016/17 Q4	2015/16 Q4
60.9	60.9
Target	
85% (England level)	

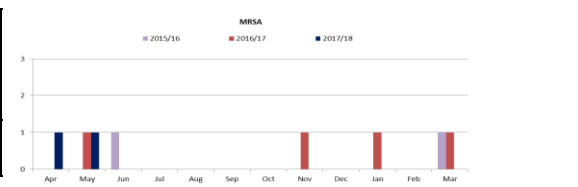


From September 2015 Breastfeeding data is no longer made available at CCG level. Data is available at provider level or local authority level. There is no data to update this chart. An update will be provided as soon as data was available in the format indicated.

Measure
MRSA

Description
Measures the number of MRSA bloodstream infections reported per CCG.

Aug-17	2017/18 YTD
0	2
Limit	
0	

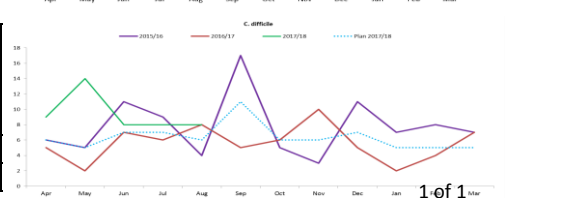


No MRSA case reported in August 2017. MRSA cases has been consistently low with a YTD cases as 2.

Measure
C.Difficile

Description
The count of C. difficile infections reported, in people aged 2 and over, per CCG

Aug-17	2017/18 YTD
8	47
Month Limit	6
YTD Limit	30



C.Difficile continue to have unstable reducing trend in the number of cases. There were 8 cases in August 2017 above the month's limit. The YTD number of cases (47) was also above the YTD limit set at 30